


OTP-O

Olympia Ductless Single Zone Heat Pump



Indoor Unit



Outdoor Unit

Performance up to



Cooling



Heating

Up to



Features

Operation mode

- Cooling, heating, dehumidifying, fan and auto.

Nominal capacity

- 9000, 12000, 18000, 24000 BTU/hr.

Voltage

- 230/208V, 60 Hz, 1-phase.

Indoor unit

- High wall installation, dual side connection.
- Plastic housing, standard white.
- 7-speed cross-flow fan (turbo, high, medium-high, medium, medium-low, low and quiet).
- Washable filters.

Outdoor unit

- Variable speed rotary compressor (INVERTER), with overload protection.
- Electronic expansion valve for precise control of refrigerant flow.
- Condenser fins covered with a hydrophilic coating for improved corrosion resistance.
- Large diameter quiet axial-flow fan for more efficient heat exchange.
- Smart pan heater to prevent ice formation.
- Compressor blanket and preheating technology.
- Installation on aluminum wall bracket or ground stand (optional).

Connection piping

- Minimum piping length of 10 ft. (3 m).
- Flared connections.

Control

- Wireless remote included.
- Wired wall controller available.
- Wi-Fi capability.
- Interface (options HP6000ZB-GE and GT130 required).
- Set temperature: 16 to 30 °C (61 to 86 °F).
- Temperature display format: °C or °F.

Warranty

- 10-year basic warranty on parts and 10-year basic warranty on the compressor (labor not included).

Application

- Dining room-kitchen, living room, family room, commercial building, office building, condo, restaurant.

Includes



Smart Pan Heater



Crankcase Heater



Fin Coating



Quiet Design



Smart Defrosting



Smart Preheating



Auto Restart



Auto-Clean



Self-Diagnosis



Sleep Mode



Turbo Mode



Up & Down Swing



Left & Right Swing



Timer



I Feel



Lock



Wireless Remote



Wi-Fi

Optional



Wall Controller

Models

Product # ¹	Indoor Unit Outdoor Unit		UHD09KCH385B-I UHD09KCH385B-O	UHD12KCH315-I UHD12KCH315-O	UHD18KCH255-I UHD18KCH255-O	UHD24KCH225-I UHD24KCH225-O
Technical Performance						
Voltage		Volts	230/208	230/208	230/208	230/208
Cooling capacity	Nominal	W (BTU/hr)	2638 (9000)	3517 (12000)	5276 (18000)	6450 (22000)
	Min. – max.	W (BTU/hr)	450 - 3800 (1535 - 12966)	850 - 4500 (2900 - 15354)	1200 - 6400 (4094 - 21837)	2000 - 9000 (6800 - 30700)
Heating capacity	Nominal	W (BTU/hr)	2638 (9000)	3575 (12200)	5276 (18000)	7000 (24000)
	Min. – max.	W (BTU/hr)	700 - 4000 (2388 - 13648)	900 - 5500 (3071 - 18766)	1200 - 7200 (4094 - 24566)	2000 - 9500 (6800 - 32000)
Used cooling power input	Nominal	W	540	785	1330	1700
	Min. – max.	W	50 - 1400	75 - 1500	350 - 2500	450 - 3700
Used heating power input	Nominal	W	590	940	1500	2000
	Min. – max.	W	200-1500	250 - 1600	350 - 2500	380 - 3700
Used rated input		W	1500	1600	2500	3700
Rated current		A	6.2	6.5	10.8	16.4
MCA		A	9	9	22	22
Max. over-current protection (MOCP)		A	15	15	30	35
SEER		-	38	30.5	24.5	21.5
HSPF		-	15	14	12	12
EER		W/W	4.84	4.48	3.97	3.81
COP		W/W	4.47	3.8	3.52	3.5
AHRI number		-	202110483	202110484	202110485	202132789
ENERGY STAR		-	✓	✓	✓	✓
Indoor Unit						
Dehumidification		pt/hr (l/hr)	1.69 (0.80)	2.96 (1.40)	3.80 (1.80)	4.23 (2)
Air flow volume	T / H / MH / M / ML / L / Q ²	cfm	424 / 383 / 353 / 324 / 294 / 265 / 206	500 / 471 / 441 / 353 / 324 / 265 / 235	736 / 677 / 618 / 559 / 500 / 457 / 353	824 / 765 / 706 / 647 / 589 / 500 / 383
Sound level	T / H / MH / M / ML / L / Q ²	dB (A)	43 / 40 / 38 / 36 / 33 / 31 / 19	49 / 46 / 43 / 40 / 37 / 34 / 22	51 / 48 / 45 / 42 / 39 / 36 / 34	52 / 49 / 46 / 43 / 40 / 37 / 34
Fan motor power output		W	60	60	60	70
Fan motor RLA		A	0.09	0.09	0.24	0.38
Deflector stepper motor power output		W	2.5 / 1.5	2.5 / 1.5	2.5 / 1.5	2.5
Net weight		lb (kg)	29.8 (13.5)	29.8 (13.5)	36.4 (16.5)	36.4 (16.5)
Outdoor Unit						
Air flow volume		cfm	2400	2400	2354	4000
Sound level		dB (A)	53	53	59	59
Compressor power input		W	1070	1070	2443	2443
Compressor LRA		A	35	35	30	30
Compressor RLA		A	6.9	6.9	15.5	16
Fan motor power output		W	30	30	90	90
Fan motor RLA		A	0.24	0.24	0.65	0.65
Refrigerant volume (R410A)		oz (g)	45.9 (1301)	49.4 (1400)	70.6 (2101)	81.1 (2299)
Net weight		lb (kg)	99.2 (45)	99.2 (45)	141.1 (64)	147.7 (67)
Operating ambient temperature	Cooling	°C (°F)			-18 to 54 (0 to 129)	
	Heating	°C (°F)			-30 to 24 (-22 to 75)	
Connection Piping/Refrigerant						
Pre-charge length		ft. (m)	25 (7.5)	25 (7.5)	25 (7.5)	25 (7.5)
Additional refrigerant charge		oz/ft. (g/m)	0.2 (20)	0.2 (20)	0.5 (50)	0.5 (50)
Liquid pipe outer diameter		in.	1/4	1/4	1/4	1/4
Gas pipe outer diameter		in.	1/2	1/2	5/8	5/8
Maximum height difference		ft. (m)	49 (15)	49 (15)	66 (20)	98 (30)
Maximum total length		ft. (m)	98 (30)	98 (30)	100 (30)	164 (50)

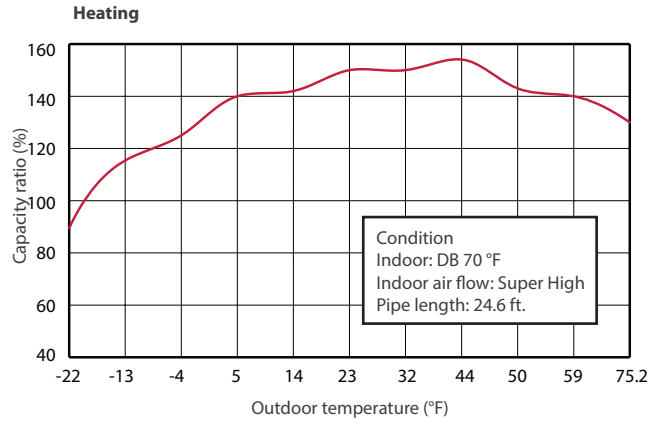
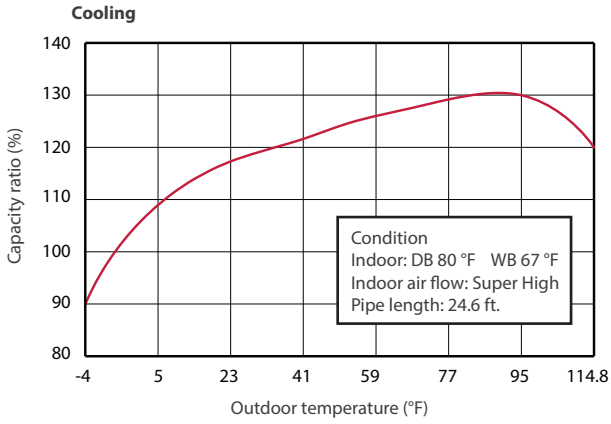
¹ 1 indoor unit and 1 outdoor unit. Note that each unit is individually packaged.
² Cross-Flow Fan Speeds: (T) Turbo / (H) High / (MH) Medium-High / (M) Medium / (ML) Medium-Low / (L) Low / (Q) Quiet.

Options

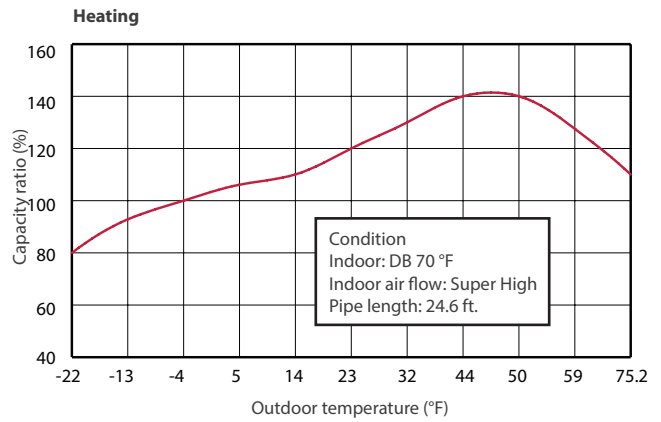
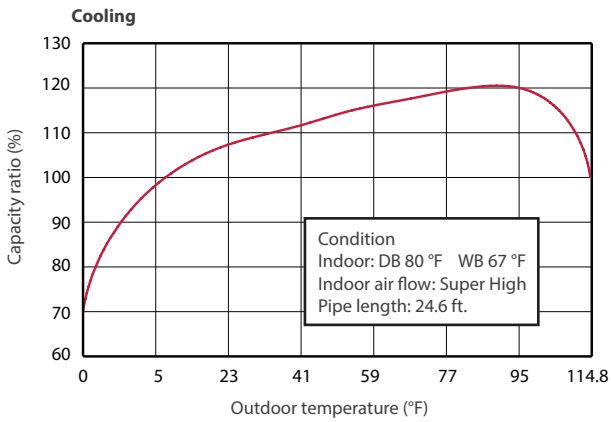
See OTP Options section

Capacity Variation Ratio According to Temperature

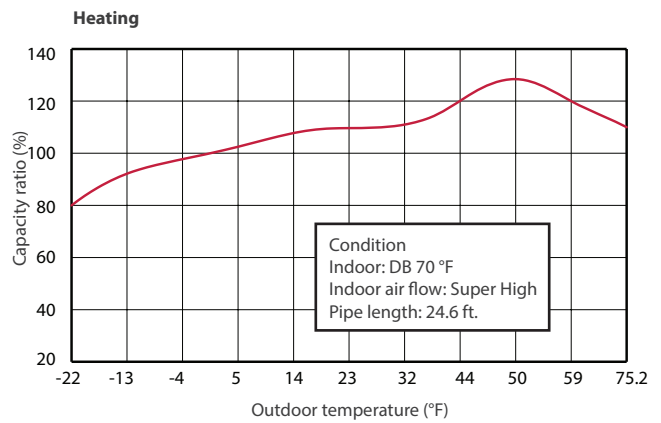
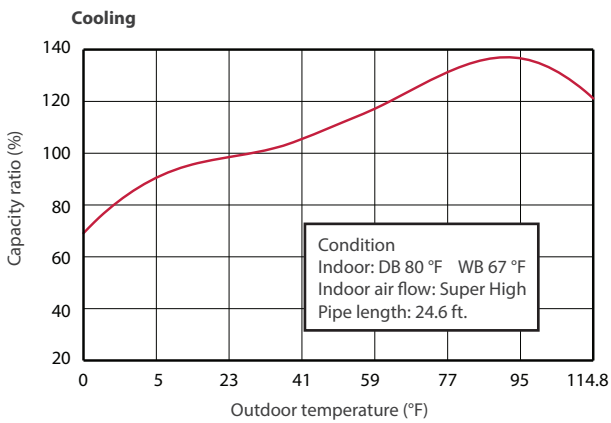
UHD09



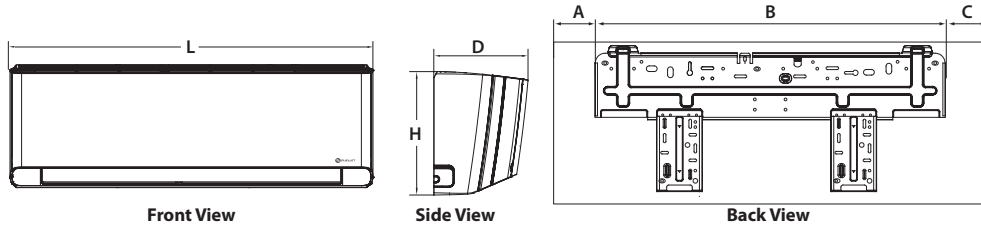
UHD12



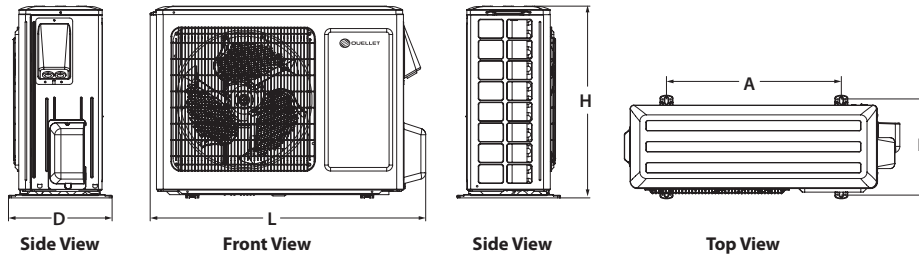
UHD18 & UHD24



Indoor Unit



Outdoor Unit



Indoor Unit	L		H		D		A		B		C	
	in.	mm	in.	mm	in.	mm	in.	mm	in.	mm	in.	mm
UHD09KCH38SB-I UHD12KCH31S-I	39 3/16	970	11 7/8	302	8 7/8	225	4 5/8	117	27	685	7 5/8	194
UHD18KCH25S-I UHD24KCH22S-I	43 3/8	1078	12 7/8	325	9 13/16	246	8 9/16	217	26 15/16	684	7 7/8	199

Outdoor Unit	L		H		D		A		B	
	in.	mm	in.	mm	in.	mm	in.	mm	in.	mm
UHD09KCH38SB-O UHD12KCH31S-O	35 3/8	899	23 1/2	596	14 7/8	378	21 2/3	550	13 1/2	343
UHD18KCH25S-O UHD24KCH22S-O	38 5/8	1000	31 1/8	790	16 13/16	427	24	610	15 9/16	395