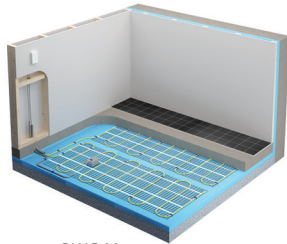


OWC-M

OWC-R

Heating Cable for Concrete on Mat


Heating Cable for Concrete in Reel



OWC-M:
Installation under a
4" to 6" concrete slab



OWC-M:
Installation under a
1.5" to 4" concrete topping



OWC-R:
Installation on a
metallic structure
or wire mesh



Training available online www.ouellet.com



Features

Cold lead length

- 8' 2" (2.5 m) cold lead included.
- Optional 50' (15 m) cold lead available upon request.

Control

- Two types of control method possible (see instruction manual for details):
 - Surface heating control with electronic thermostat in floor mode (F) and temperature sensor.
 - Ambient heating control with electronic thermostat in ambient mode with floor limit (A or AF) and temperature sensor.

Note: A ground fault circuit interrupter (GFCI) must be used with this heating device unless exempted by the applicable national and/or local electrical code for the area of installation.

Included materials

- 15' (4.6 m) temperature sensor.
- Measurements table label (to be placed in electrical panel).

Installation

- Never cut or shorten the heating cable.
- For indoor applications only, residential or commercial.
- Installs under a 4" to 6" (10 cm to 15 cm) concrete slab or under a 1.5" to 4" concrete topping (4 cm to 10 cm).

Note: It's highly recommended to insulate the concrete slab in order to avoid heat loss from below (see instruction manual for all installation details).

- Compatible with most floor coverings (check with the dealer or manufacturer).

Warranty

- 20-year warranty on the heating cable.

Application

- Basement, garage, bathroom, kitchen, family room, workshop, pool, shower, entrance way, hospital, hotel, factory, business, restaurant, sunroom, greenhouse, buildings used for housing animals.

OWC-M Features

Voltage

- 240/208V, 347V, 1-phase.

Construction

- Twin conductor heating cable attached to a plastic mat with negligible magnetic field.

Watt density

- 11W/sq. ft. (120W/sq. m), factory installed on mat at 6" (15 cm) spacing.

Dimension

- 24" (0.6 m) wide mat available in several lengths.

Included materials

- Plastic floor fasteners (WC-CLP).

Installation

- Installation with or without metallic structure for reinforced concrete.

OWC-R Features

Voltage

- 240/208V, 1-phase.

Construction

- Twin conductor heating cable with negligible magnetic field.

Watt density

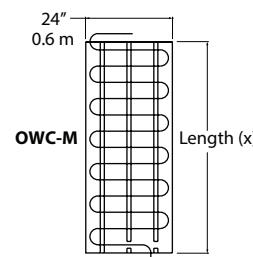
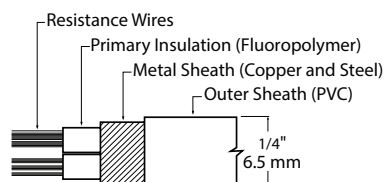
- 11W/sq. ft. (120W/sq. m), recommended installation – 6" (15 cm) spacing.

Included materials

- Nylon ties.

Installation

- Requires a metallic structure or wire mesh for reinforced concrete with spacing of 6" (15 cm) for the installation.



Models OWC-M

Watts	Product # 240/208V	Amp. 240V	Covered Surface ¹		Length (x)		Weight	
			sq. ft.	sq. m	ft. in.	m	lb	kg
150	OWC-M0150	0.625	14.0	1.3	6' 5"	1.9	3.0	1.4
200	OWC-M0200	0.833	19.0	1.7	8' 4"	2.5	3.7	1.7
300	OWC-M0300	1.250	28.0	2.6	12' 6"	3.8	4.0	1.8
400	OWC-M0400	1.670	38.0	3.5	16' 8"	5.1	4.5	2.0
500	OWC-M0500	2.080	46.5	4.3	20' 10"	6.4	5.0	2.3
600	OWC-M0600	2.500	56.0	5.2	25'	7.6	6.0	2.7
700	OWC-M0700	2.920	65.5	6.1	29' 2"	8.9	7.0	3.1
850	OWC-M0850	3.540	80.0	7.4	35' 5"	10.8	8.0	3.6
950	OWC-M0950	3.960	89.0	8.3	39' 7"	12.1	9.0	4.0
1100	OWC-M1100	4.580	103.0	9.6	45' 10"	14.0	10.0	4.5
1200	OWC-M1200	5.000	113.0	10.5	50'	15.2	11.0	5.0
1300	OWC-M1300	5.420	121.5	11.3	54' 2"	16.5	12.0	5.4
1400	OWC-M1400	5.833	130.5	12.1	58' 4"	17.8	13.0	6.0
1500	OWC-M1500	6.250	140.5	13.1	62' 6"	19.1	14.0	6.4
1600	OWC-M1600	6.667	149.5	13.9	66' 8"	20.3	15.0	6.8
1700	OWC-M1700	7.080	159.0	14.8	70' 10"	21.6	16.0	7.2
1850	OWC-M1850	7.708	172.5	16.0	77' 1"	23.5	17.0	7.8
2000	OWC-M2000	8.330	187.5	17.4	83' 4"	25.4	18.0	8.1
2200	OWC-M2200	9.170	206.0	19.1	91' 6"	27.9	21.0	9.5
2400	OWC-M2400	10.000	225.0	20.9	100'	30.5	23.0	10.4
2550	OWC-M2550	10.630	239.0	22.2	106' 6"	32.5	25.0	11.3
2700	OWC-M2700	11.250	253.0	23.5	112' 6"	34.3	28.0	12.7
2850	OWC-M2850	11.880	267.0	24.8	119'	36.3	30.0	13.6
3000	OWC-M3000	12.500	281.0	26.1	125'	38.1	32.0	14.5
3200	OWC-M3200	13.330	300.0	27.9	133' 6"	40.7	34.0	15.4
3400	OWC-M3400	14.170	318.5	29.6	141' 8"	43.2	36.0	16.3
3600	OWC-M3600	15.000	336.0	31.2	150'	45.7	38.0	17.2

¹ Does not represent the room surface but rather the area covered by the cable mat including 3" (7.5 cm) spacing between the mat strips but excluding fixed elements to be bypassed and any other required clearances.

208V = 75% of wattage at 240V.

Models OWC-R

Watts	Product # 240/208V	Covered Surface ¹ Spacing 6" (15 cm)		Cable Length		Weight	
		sq. ft.	sq. m	ft.	m	lb	kg
300	OWC-R0300	28.0	2.6	56	17.07	4.0	1.8
500	OWC-R0500	46.5	4.3	93	28.35	5.0	2.3
700	OWC-R0700	62.5	5.8	125	38.10	7.0	3.1
950	OWC-R0950	88.0	8.2	176	53.64	9.0	4.0
1300	OWC-R1300	125.0	11.6	250	76.20	12.0	5.4
1700	OWC-R1700	156.0	14.5	312	95.10	16.0	7.2
2000	OWC-R2000	187.0	17.4	374	114.00	18.0	8.1
2400	OWC-R2400	218.5	20.3	437	133.20	23.0	10.4
3000	OWC-R3000	279.5	26.0	559	170.38	32.0	14.5
3400	OWC-R3400	312.5	29.03	625	190.50	36.0	16.3
3700	OWC-R3700 ²	341.0	31.7	682	207.87	39.0	17.7
4000	OWC-R4000 ²	372.5	34.6	745	227.08	42.0	19.0

¹ Does not represent the room surface but rather the area covered by the cable while leaving a 6" (15 cm) spacing between cables and excluding fixed elements to be bypassed and any other clearance required.

² Not compatible with a floor heating thermostat rated for 15A and less. Requires relay with low voltage thermostat.

208V = 75% of wattage at 240V.

OWC-M and OWC-R Options

Product # Kit	Product # Factory installed*	Description
OTM-CC ¹	-	CableCheck – Electrical indicator
KIT-WC-CLP	-	Bag of 50 plastic floor fasteners for heating cable on mat
KIT-SP2	-	Repair kit
-	-50 ²	Optional 50' (15 m) cold lead

GFCI control panel with contactors and 24V control transformer

Product # Kit	H x W x D (in.)	Description	Product # Kit	H x W x D (in.)	Description
WC-2CIR-208	16x14x8	2 circuits 208V 30A	WC-3CIR-347-347	16x14x8	3 circuits 347V 24A
WC-4CIR-208	20x16x8	4 circuits 208V 30A	WC-6CIR-347-347	20x16x8	6 circuits 347V 24A
WC-6CIR-208	20x16x8	6 circuits 208V 30A	WC-9CIR-600-347	30x24x8	9 circuits 600V 24A
WC-8CIR-208	24x24x8	8 circuits 208V 30A	WC-12CIR-600-347	30x24x8	12 circuits 600V 24vA
WC-10CIR-208	24x24x8	10 circuits 208V 30A			
WC-12CIR-208	24x24x8	12 circuits 208V 30A			
WC-2CIR-240	16x14x8	2 circuits 240V 30A			
WC-4CIR-240	20x16x8	4 circuits 240V 30A			
WC-6CIR-240	24x20x8	6 circuits 240V 30A			
WC-8CIR-240	24x20x8	8 circuits 240V 30A			
WC-10CIR-240	24x24x8	10 circuits 240V 30A			
WC-12CIR-240	24x24x8	12 circuits 240V 30A			

* For factory installed options, add the option number to the product number. See the **Product Code** section inside the front cover.

¹ With any OWC order, the accessory OTM-CC can be added free of charge upon customer request.

² Made to order only. Allow additional 9 to 12 weeks lead time.