

OTP-F Flexx Central Heat Pump and Cased Coil



Indoor Unit Cased Coil

Indoor Unit Air Handler

Outdoor Units



Performance up to



Cooling



Heating

Up to



Features

Operation mode

- Cooling, heating, dehumidifying, fan and auto.

Nominal capacity

- 24000, 36000, 42000, 60000 BTU/hr.

Voltage

- 230/208V, 60 Hz, 1-phase.

Indoor unit

Air Handler

- Compact and space-saving design.
- Compatible with most standard 24V thermostats on the market.

Cased Coil

- Two sizes available.
- Can be installed horizontally or vertically.
- Can be combined with a gas furnace or blower.

Outdoor unit

- Variable speed rotary compressor (INVERTER), with overload protection.
- Electronic expansion valve for precise control of refrigerant flow.
- Condenser fins covered with a hydrophilic coating for improved corrosion resistance.
- Large diameter quiet axial-flow fan for more efficient heat exchange.

- Smart pan heater to prevent ice formation.
- Compressor blanket and preheating technology.
- Installation on aluminum wall bracket or ground stand (optional).

Connection piping

- Minimum piping length of 24.6 ft. (7.5 m).
- Flared connections.

Control

- Operating temperature:
 - Cooling: -15 to 54 °C (5 to 129 °F).
 - Heating: -30 to 24°C (-22 to 75 °F).
- Temperature display format: °C or °F.

Warranty

- 10-year basic warranty on parts and 10-year basic warranty on the compressor (labour not included).
- Labour warranty (sold separately) from the 1st to 10th year, on parts and labour with system replacement if the compressor fails.

Application

- Private residence, condo, commercial building, office building, restaurant.

Includes



Self-Diagnosis



Comprehensive Protection



High ESP



Wide Operation Range



High Efficiency



Intelligent Defrosting



Energy Saving Function



Flexible Connecting Pipe Available

Options

Product # Kit	Description
OTP-21-4216-01	Electric heater 10kW
OTP-21-4217-00	Electric heater 15kW
OTP-21-4228-00	Electric heater 20kW
OTP-FKCP	Adaptor for welding option on suction line
OTP-B04537	Terminal block kit
OTP-R02P033	24V thermostat
SV-ALGS1727-3	Aluminum ground stand 17 1/8" X 27" (2" X 3" Angle)



OTP-FKCP

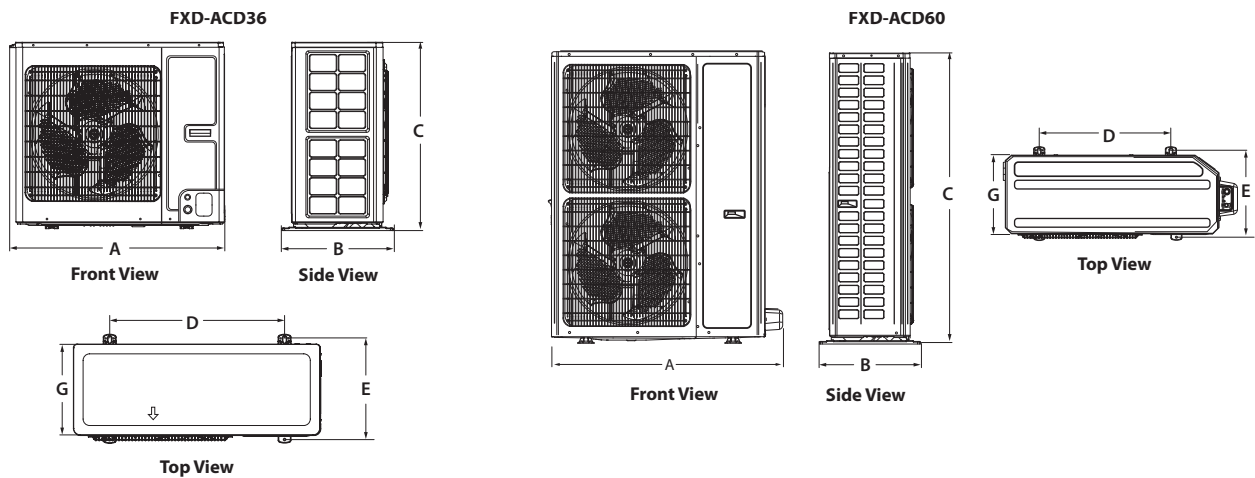


OTP-B04537



OTP-R02P033

Product #		FXD-ACD36		FXD-ACD60		
Technical Performance						
Cooling capacity	Nominal	BTU/hr	24000	36000	48000	54000
	Min. - max.	W (BTU/hr)	3.2 - 10.8 (11000 - 37000)	3.2 - 10.8 (11000 - 37000)	9.96 - 14.65 (34000 - 50000)	9.96 - 15.24 (34000 - 52000)
Heating capacity	Nominal	BTU/hr	24000	36000	48000	54000
	Min. - max.	W (BTU/hr)	2.9 - 11.1 (10000 - 38000)	2.9 - 11.1 (10000 - 38000)	10.26 - 16.12 (35000 - 55000)	10.26 - 17.58 (35000 - 60000)
Power supply		V / Ph / Hz	230/208 / 1 / 60	230/208 / 1 / 60	230/208 / 1 / 60	230/208 / 1 / 60
SEER		-	20	18	18	17
HSPF		-	10.5	10	10.5	10
EER		-	12.5	10	11.5	10.5
COP		-	4	3	3.26	3.46
MCA		A	24	24	35	35
Max. over-current protection (MOCP)		A	35	35	45	45
AHRI number		-	207497901	207497902	207497903	207497904
ENERGY STAR		-	✓	-	-	-
Refrigerant volume (R410A)		lb	9.3	9.3	12.3	12.3
Connection pipes	Liquid	in.	3/8	3/8	3/8	3/8
	Gas	in.	3/4	3/4	3/4	3/4
Net weight		lb (kg)	217 (98.5)	217 (98.5)	308 (140)	308 (140)
Sound level		dB (A)	55 (45 - 56)	57 (45 - 57)	58 (48 - 61)	58 (48 - 61)
Compressor power input		W	3680	3680	6000	6000
Compressor LRA		A	16	16	19	19
Compressor RLA		A	-	-	-	-
Fan motor power output		A	1.5	1.5	1.5 x 2	1.5 x 2
Dimension (L x H x I)	Product	in.	37 x 32 1/4 x 18 1/8	37 x 32 1/4 x 18 1/8	39 3/8 x 53 3/4 x 14 1/2	39 3/8 x 53 3/4 x 14 1/2
	Package	in.	42 x 38 5/16 x 22 9/16	42 x 38 5/16 x 22 9/16	45 x 59 3/8 x 18 7/8	45 x 59 3/8 x 18 7/8
Used heating power input	Nominal	W	1020	1100	1730	2000
	Min. - max.	W	160 - 1350	400 - 1400	580 - 2600	450 - 3000
Operating ambient temperature in cooling		°C (°F)	-15 to 54 (5 to 129)			
Operating ambient temperature in heating		°C (°F)	-30 to 24 (-22 to 75)			
Maximum pipe length between outdoor and indoor units		ft. (m)	99 (30)	99 (30)	99 (30)	99 (30)
Maximum height between outdoor and indoor units		ft. (m)	49 (15)	49 (15)	49 (15)	49 (15)



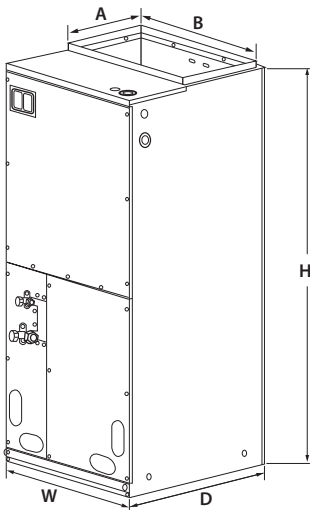
Outdoor Unit	A		B		C		D		E		G	
	in.	mm	in.	mm	in.	mm	in.	mm	in.	mm	in.	mm
FXD-ACD36	37	940	18 1/8	460	32 1/4	820	24	610	19 1/8	486	18 1/8	460
FXD-ACD60	39 3/8	1000	14 1/2	368	53 3/4	1365	24 1/2	620	15 1/2	395	14 1/2	370

Models - Indoor Unit (Air Handler)

Product #		AH224	AH236	AH248	AH260		
Electrical data	Power supply	V / Ph / Hz	230/208 / 1 / 60	230/208 / 1 / 60	230/208 / 1 / 60	230/208 / 1 / 60	
	Supply	Cooling	W	145	180	300	420
	Input current	Cooling	A	1.10	1.33	2.13	2.74
	Max. over-current protection (MOCP)		A	15	15	15	15
	Voltage min./max.		V	187 / 253	187 / 253	187 / 253	187 / 253
Sound level		dB (A)	55	57	58	61	
Refrigerant	Type	R410A					
	Control	Thermal expansion valve					
ENERGY STAR			✓	-	-	-	
Air flow		cfm	960	1000	1380	1600	
		m³/hr	1630	1700	2350	2720	
HPS (High Static Pressure)	Nominal	Pa	25	37	50	50	
		inH2O	0.1	0.148	0.2	0.2	
	Range	Pa	0 to 250	0 to 250	0 to 250	0 to 250	
		inH2O	0 to 1	0 to 1	0 to 1	0 to 1	
	Model		-	B-FGZ370C	B-FGZ370C	B-FGZ750C	B-FGZ750C
Fan motor	Transmission type	Direct transmission					
	Speed	RPM	750	820	840	920	
	Electric power	W	0.5	0.5	1	1	
	Full load current (FLA)	A	3	3	5	5	
	Fan	Type	Centrifugal				
Quantity		1					
Evaporator	Material	Copper tube with inner groove – Aluminum fins					
	Surface area	sq. ft. (m²)	4.09 (0.38)	4.09 (0.38)	5.49 (0.51)	5.49 (0.51)	
	Pipe diameter	in.	3/8	3/8	3/8	3/8	
	Fins type	Hydrophilic					
	Dimension (L x H x I)	in.	16 5/16 x 2 x 18	16 5/16 x 2 x 18	16 5/16 x 3 1/2 x 24	16 5/16 x 3 1/2 x 24	
Operating temperature (cooling)		°C (°F)	18 to 27 (64.4 to 80.6)				
System operation control			Wired controller				
Dimension	Unit only (L x H x I)	in.	21 1/4 x 48 1/4 x 21 1/4	21 1/4 x 48 1/4 x 21 1/4	24 3/4 x 57 x 21 1/4	24 3/4 x 57 x 21 1/4	
		mm	660 x 603 x 1280	660 x 603 x 1280	693 x 660 x 1508	693 x 660 x 1508	
Weight	Net	lb (kg)	156 (71)	156 (71)	178 (81)	178 (81)	
	Gross	lb (kg)	170 (77)	170 (77)	192 (87)	192 (87)	

Compatibility table for electrical heating elements

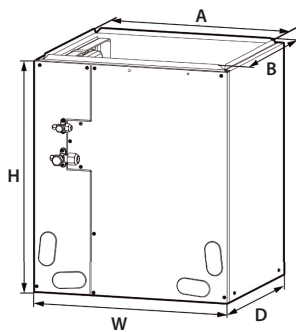
Electric heater power	AH224	AH236	AH248	AH260
10kW	✓	✓	✓	✓
15kW	-	✓	✓	✓
20kW	-	-	✓	✓



Indoor Unit Air Handler	W		D		H		A		B	
	in.	mm	in.	mm	in.	mm	in.	mm	in.	mm
AH224	21 1/4	540	21 1/4	540	48 1/4	1225	11 5/8	295	20	508
AH236	24 3/4	630	21 1/4	540	57	1448	11 5/8	295	20	508

Models - Indoor Unit (Cased Coil)

Product #	Indoor Unit Outdoor Unit	GCAT24F-NAA FXD-ACD36	GCAT36F-NAA FXD-ACD36	GCAT48H-NAA FXD-ACD60	GCAT60H-NAA FXD-ACD60
Technical Performance					
Power supply		V / Ph / Hz 208-230 / 1 / 60			
Cooling capacity	Nominal	W (BTU/hr) 24000	36000	48000	54000
	Min. – max.	W (BTU/hr) 3517 - 7034 (12000 - 24000)	5275 - 10844 (18000 - 37000)	9964 - 14067 (34000 - 48000)	10257 - 15826 (35000 - 54000)
Heating capacity	Nominal	W (BTU/hr) 24000	36000	48000	54000
	Min. – max.	W (BTU/hr) 3517 - 8792 (12000-30000)	5275 - 11137 (18000-38000)	9964 - 15240 (34000 - 52000)	10257 - 17584 (35000 - 60000)
SEER2	-	15.2	15.2	15.2	15.2
HSPF2	-	8.5	8.5	8.5	8.5
EER2	W/W	11	9.5	10	9.5
COP	W/W	4.2	3.5	3.6	3.5
AHRI number	-	213164338	213164339	213164340	213164341
ENERGY STAR	-	✓	-	-	-
Indoor Unit					
Dehumidification		L/hr (pt/hr) 2.85 (6.03)	4.58 (9.68)	4.70 (9.94)	5.74 (12.13)
Air flow volume	Max.	cfm 800	1000	1230	1510
Product dimension	L x H x l	in. 17 1/2 x 23 x 21 1/4 (mm) (445 x 585 x 540)	17 1/2 x 23 x 21 1/4 (445 x 585 x 540)	24 1/2 x 28 1/2 x 21 1/4 (622 x 725 x 540)	24 1/2 x 28 1/2 x 21 1/4 (622 x 725 x 540)
Package dimension	L x H x l	in. 21 x 25 13/16 x 27 1/8 (mm) (535 x 655 x 690)	21 x 25 13/16 x 27 1/8 (535 x 655 x 690)	28 1/8 x 31 5/16 x 27 1/8 (714 x 795 x 689)	28 1/8 x 31 5/16 x 27 1/8 (714 x 795 x 689)
Refrigerant charge		oz 8.8	8.8	8.8	8.8
Weight	Net	lb (kg) 64 (29)	64 (29)	95 (43)	95 (43)
	Gross	lb (kg) 75 (34)	75 (34)	110 (50)	110 (50)
Pre-charge length		ft. (m) 31 (9.5)	31 (9.5)	31 (9.5)	31 (9.5)
Additional refrigerant charge		oz/ft. (g/m) 0.32 (29)	0.32 (29)	0.32 (29)	0.32 (29)
Liquid pipe outer diameter		in. 3/8	3/8	3/8	3/8
Gas pipe outer diameter		in. 3/4	3/4	3/4	3/4
Maximum length between outdoor and indoor units		ft. (m) 164 (50)	164 (50)	164 (50)	164 (50)
Maximum pipe height between outdoor and indoor units		ft. (m) 100 (30)	100 (30)	50 (15)	50 (15)



Indoor Unit Cased Coil	W		D		H		A		B	
	in.	mm	in.	mm	in.	mm	in.	mm	in.	mm
GCAT24F-NAA	17 1/2	445	21 1/4	540	23	585	15 7/8	405	19 3/8	492
GCAT36F-NAA	17 1/2	445	21 1/4	540	23	585	15 7/8	405	19 3/8	492
GCAT48H-NAA	24 1/2	622	21 1/4	540	28 1/2	725	22 7/8	580	19 3/8	492
GCAT60H-NAA	24 1/2	622	21 1/4	540	28 1/2	725	22 7/8	580	19 3/8	492