
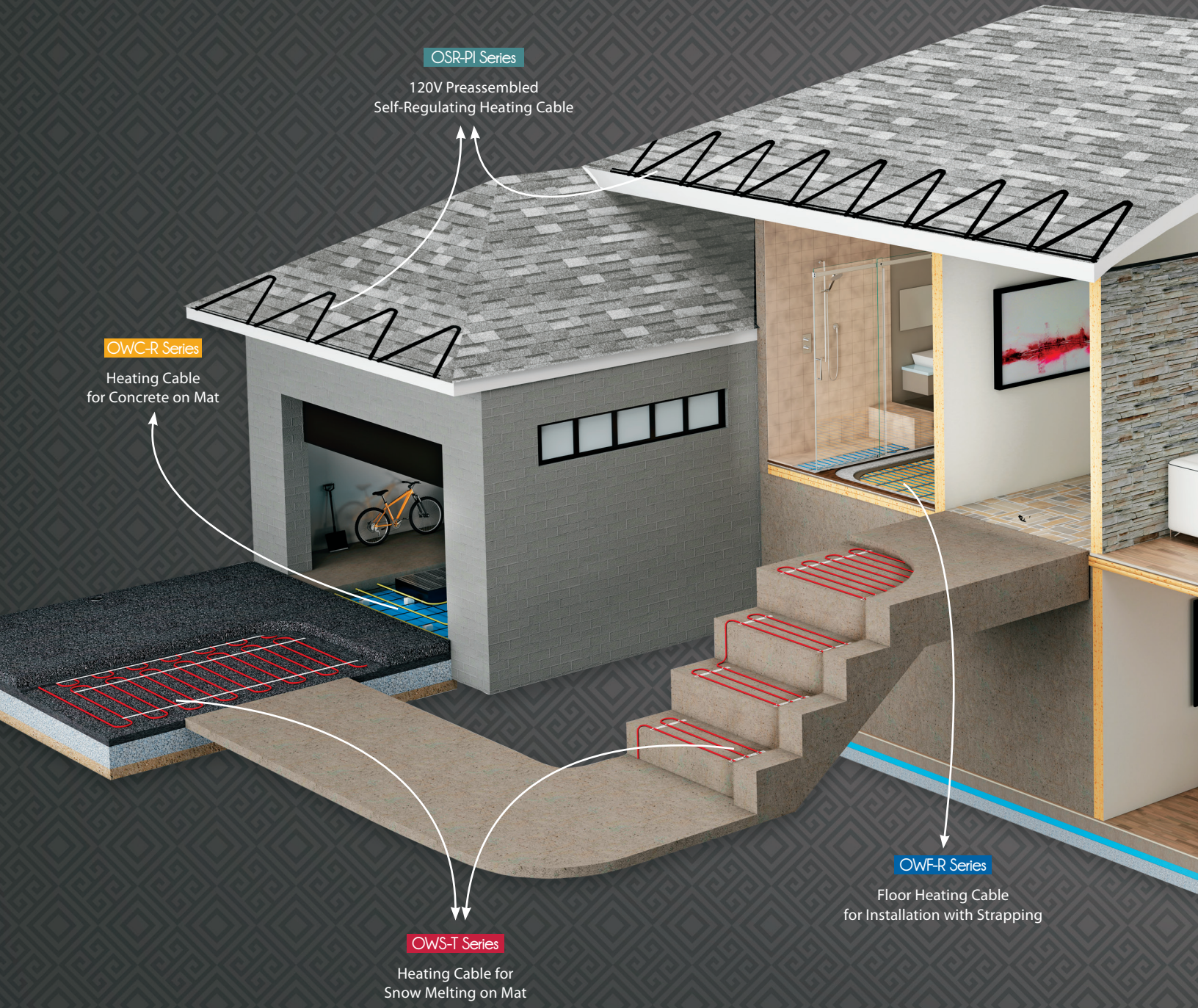




## Our heating cable solutions



Ouellet Canada offers a full range of heating cables to meet your needs in all applications: floor warming, radiant floor heating, snow melting, freeze protection, and roof and gutter de-icing.



OSR-PI Series

120V Preamsembled  
Self-Regulating Heating Cable

OWC-R Series

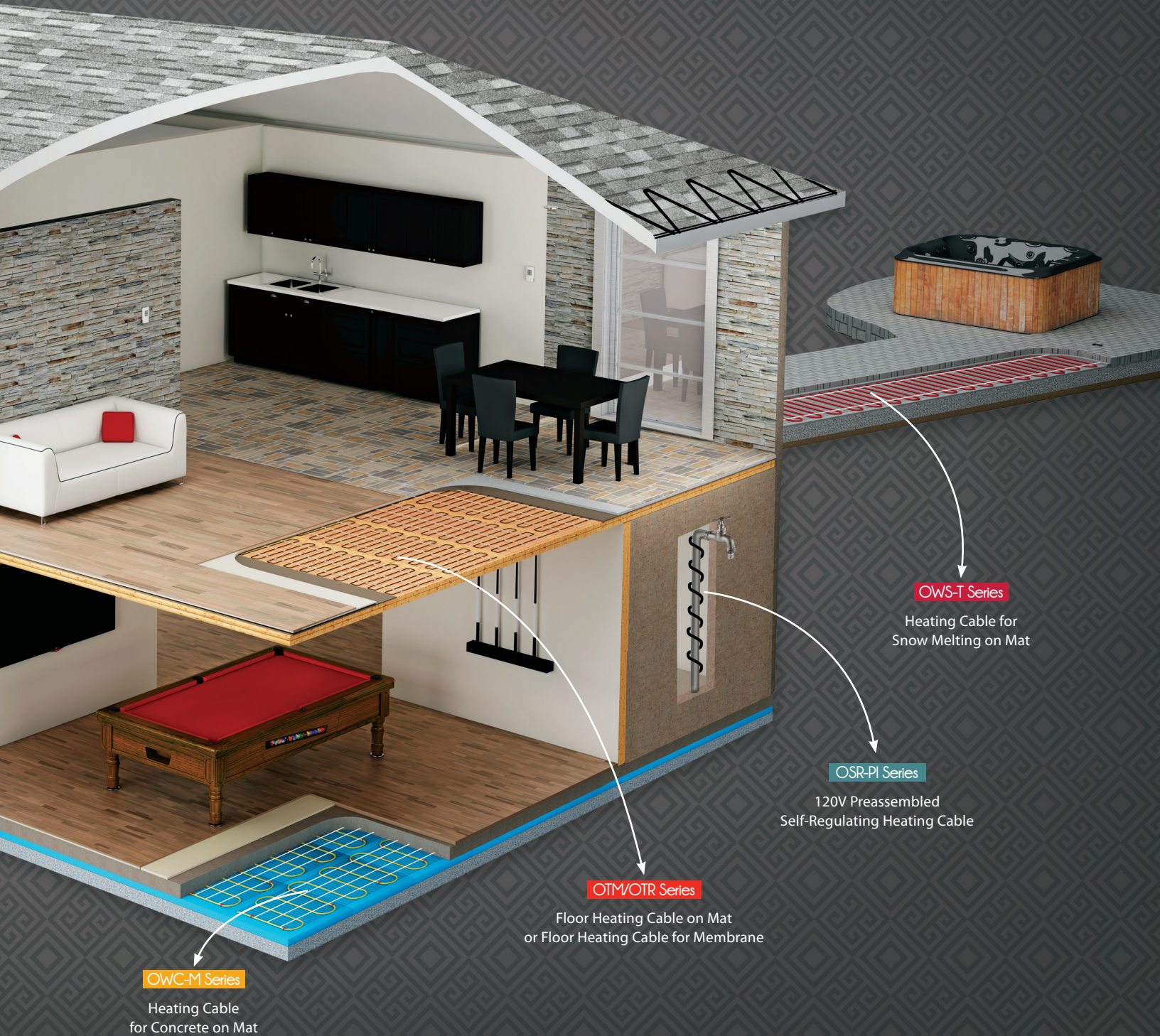
Heating Cable  
for Concrete on Mat

OWS-T Series

Heating Cable for  
Snow Melting on Mat

OWF-R Series

Floor Heating Cable  
for Installation with Strapping



**OWC-M Series**

Heating Cable  
for Concrete on Mat

**OTM/OTR Series**

Floor Heating Cable on Mat  
or Floor Heating Cable for Membrane

**OSR-PI Series**

120V Preassembled  
Self-Regulating Heating Cable

**OWS-T Series**

Heating Cable for  
Snow Melting on Mat



# OWF-R Series

## Floor Heating Cable for Installation with Strapping

- Most economical installation method.
- Small, sturdy and flexible cable.
- Provided with 5 mm thick interlocking plastic strapping for quick, secure installation.
- Versatile: can be used as a backup or a main source of ambient heating.
- For use in rooms of any shape or size.
- 12W/sq. ft. (3" spacing) or 9W/sq. ft. (4" spacing).
- 25-year warranty on the heating cable.

### 120V Models

Watts	Product # Strapping included <sup>1</sup> 120V	Covered Surface Depending on Spacing <sup>2</sup>				Cable length		Strapping length included (ft.)
		3" (76 mm)		4" (102 mm)		ft.	m	
		12W/sq. ft.	130W/sq. m	9W/sq. ft.	100W/sq. m			
85	OWF-R0082	8	0.7	11	1.0	32	9.75	25
120	OWF-R0122	10	0.9	13	1.2	40	12.19	25
150	OWF-R0152	13	1.2	17	1.6	53	16.15	25
170	OWF-R0172	15	1.4	20	1.9	61	18.59	25
240	OWF-R0242	20	1.9	27	2.5	80	24.38	25
300	OWF-R0302	25	2.3	33	3.1	101	30.78	25
360	OWF-R0362	30	2.8	40	3.7	120	36.58	50
420	OWF-R0422	35	3.3	47	4.3	141	42.98	50
475	OWF-R0472	40	3.7	53	5.0	160	48.76	50
600	OWF-R0602	50	4.6	67	6.2	200	60.96	50
720	OWF-R0722	60	5.6	80	7.4	240	73.15	75
840	OWF-R0842	70	6.5	93	8.7	280	85.34	75
960	OWF-R0962	80	7.4	107	9.9	320	97.54	75
1140	OWF-R1142	95	8.8	127	11.7	380	115.82	100
1320	OWF-R1322	110	10.2	147	13.6	440	134.11	100
1450	OWF-R1452	120	11.1	160	14.8	480	146.30	100
1500	OWF-R1502	125	11.6	167	15.5	500	152.40	125
1680	OWF-R1682	140	13.0	187	17.4	560	170.69	125

### 240/208V Models


Watts	Product # Strapping included <sup>1</sup> 240/208V	Covered Surface Depending on Spacing <sup>2</sup>				Cable length		Strapping length included (ft.)
		3" (76 mm)		4" (102 mm)		ft.	m	
		12W/sq. ft.	130W/sq. m	9W/sq. ft.	100W/sq. m			
170	OWF-R0170	15	1.4	20	1.9	61	18.59	25
240	OWF-R0240	20	1.9	27	2.5	80	24.38	25
300	OWF-R0300	25	2.3	33	3.1	101	30.78	25
360	OWF-R0360	30	2.8	40	3.7	120	36.58	50
420	OWF-R0420	35	3.3	47	4.3	141	42.98	50
475	OWF-R0475	40	3.7	53	5.0	160	48.76	50
600	OWF-R0600	50	4.6	67	6.2	200	60.96	50
720	OWF-R0720	60	5.6	80	7.4	240	73.15	75
840	OWF-R0840	70	6.5	93	8.7	280	85.34	75
960	OWF-R0960	80	7.4	107	9.9	320	97.54	75
1080	OWF-R1080	90	8.4	120	11.2	360	109.73	100
1200	OWF-R1200	100	9.3	133	12.4	400	121.92	100
1440	OWF-R1440	120	11.1	160	14.9	480	146.30	100
1600	OWF-R1600	140	13.0	187	17.4	560	170.69	125
1920	OWF-R1920	160	14.9	213	19.8	640	195.07	125
2280	OWF-R2280	190	17.7	253	23.6	760	231.64	150
2640	OWF-R2640 <sup>3</sup>	220	20.4	293	27.2	880	268.22	200
2900	OWF-R2900 <sup>3</sup>	242	22.5	323	30.0	968	295.04	200
3000	OWF-R3000 <sup>3</sup>	250	23.2	333	30.9	1000	304.80	200
3360	OWF-R3360 <sup>3</sup>	280	26.0	374	34.7	1120	341.38	200

<sup>1</sup> Strapping included. The length of plastic strapping included is based on a square room with strapping every 24" (610 mm).

<sup>2</sup> Does not represent the surface of the room but rather the surface covered by the floor heating system, excluding fixtures and other spaces to consider.

<sup>3</sup> This product is compatible for installation with Quellet uncoupling self-adhesive membrane. See OTR series options. 208V = 75% of wattage at 240V.

15' (4.6 m) floor sensor and 10' (3 m) cold lead included.



# OTR Series

## Floor Heating Cable for Membrane

- Specifically designed for use with uncoupling membrane installation systems, sold in option.\*
- No mechanical fasteners required.
- Membrane provides mechanical protection for the cable.
- Density:
  - 9.6W/sq. ft. (103W/sq. m), 3 3/4" (95 mm) spacing;
  - 10W/sq. ft. (108W/sq. m), 3 5/8" (92 mm) spacing.
- 25-year warranty on the heating cable.


\*Consult the membrane manufacturer's instructions to ensure it is suitable for use with heating cables.

### Options

Product #	Description
NADCM-S-80	Uncoupling self-adhesive membrane in sheet, 2' 6-5/16" x 3' 3", 8.16 sq. ft., sold in box of 10 sheets
NADCM-S-150	Uncoupling self-adhesive membrane in roll, 46' 7" x 3' 3", 150 sq. ft.
NADCM-M-80	Fleeceback uncoupling membrane in sheet, 2' 6-5/16" x 3' 3", 8.16 sq. ft., sold in box of 10 sheets
NADCM-M-150	Fleeceback uncoupling membrane in roll, 46' 9" x 3' 3", 150 sq. ft.



Easy to cut




NADCM-S-80



#### Uncoupling

Accommodates movement stresses to prevent cracked tile and grout.




NADCM-S-150



#### Waterproofing

Protects moisture sensitive substrate materials such as plywood and OSB.



NADCM-M-80

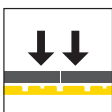


#### Vapor Management

Protects tile covering from damage due to excess substrate moisture.



NADCM-M-150



#### Support/Load Distribution

Advantages of uncoupling achieved while maintaining support for the tile covering.

### 120V Models

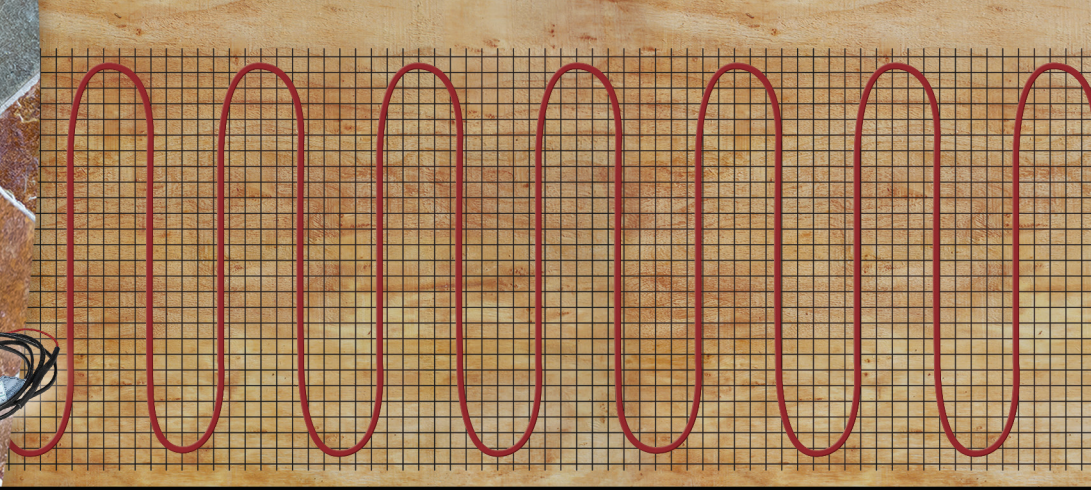
Watts	Product # 120V	Covered Surface Depending on Spacing <sup>1</sup>				Cable Length	
		3 5/8" (92 mm) <sup>2</sup>		3 3/4" (95 mm)		ft.	m
		10W/ sq. ft.	108W/ sq. m	9.6W/ sq. ft.	103W/ sq. m		
85	OTR0082	9.5	0.9	10.0	0.9	32	9.75
120	OTR0122	12.0	1.1	12.5	1.2	40	12.19
150	OTR0152	16.0	1.5	16.5	1.5	53	16.15
170	OTR0172	18.5	1.7	19.0	1.8	61	18.59
240	OTR0242	24.0	2.2	25.0	2.3	80	24.38
300	OTR0302	30.5	2.8	31.5	2.9	101	30.78
360	OTR0362	36.5	3.4	37.5	3.5	120	36.58
420	OTR0422	42.5	4.0	44.0	4.1	141	42.98
475	OTR0472	48.5	4.5	50.0	4.6	160	48.77
600	OTR0602	60.5	5.6	62.5	5.8	200	60.96
720	OTR0722	72.5	6.7	75.0	7.0	240	73.15
840	OTR0842	84.5	7.9	87.5	8.1	280	85.34
960	OTR0962	96.5	9.0	100.0	9.3	320	97.54
1140	OTR1142	115	10.66	119	11.03	380	115.82
1320	OTR1322	133	12.35	137.5	12.77	440	134.11
1450	OTR1452	145	13.5	150	13.9	480	146.30
1500	OTR1502	151	14	156.5	14.5	500	152.40
1680	OTR1682	169.5	15.7	175	16.3	560	170.69

### 240/208V Models

Watts	Product # 240/208V	Covered Surface Depending on Spacing <sup>1</sup>				Cable Length	
		3 5/8" (92 mm) <sup>2</sup>		3 3/4" (95 mm)		ft.	m
		10W/ sq. ft.	108W/ sq. m	9.6W/ sq. ft.	103W/ sq. m		
170	OTR0170	18.5	1.7	19.0	1.8	61	18.59
240	OTR0240	24.0	2.2	25.0	2.3	80	24.38
300	OTR0300	30.5	2.8	31.5	2.9	101	30.78
360	OTR0360	36.5	3.4	37.5	3.5	120	36.58
420	OTR0420	42.5	4.0	44.0	4.1	141	42.98
475	OTR0475	48.5	4.5	50.0	4.6	160	48.77
600	OTR0600	60.5	5.6	62.5	5.8	200	60.96
720	OTR0720	72.5	6.7	75.0	7.0	240	73.15
840	OTR0840	84.5	7.9	87.5	8.1	280	85.34
960	OTR0960	96.5	9.0	100.0	9.3	320	97.54
1080	OTR1080	109.0	10.1	112.5	10.5	360	109.73
1200	OTR1200	121.0	11.2	125.0	11.6	400	121.92
1440	OTR1440	145.0	13.5	150.0	13.9	480	146.30
1600	OTR1600	169.0	15.7	175.0	16.3	560	170.69
1920	OTR1920	193.5	18.0	200.0	18.6	640	195.07
2280	OTR2280	229.5	21.3	237.5	22.1	760	231.65
2640	OTR2640	266.0	24.7	275.0	25.5	880	268.22
2900	OTR2900	292.5	27.2	302.5	28.1	968	295.04
3000	OTR3000	302.0	28.1	312.5	29.0	1000	304.80
3360	OTR3360	338.5	31.4	350	32.5	1120	341.38

<sup>1</sup> Does not represent the surface of the room but rather the surface covered by the floor heating system, excluding fixtures and other spaces to consider.

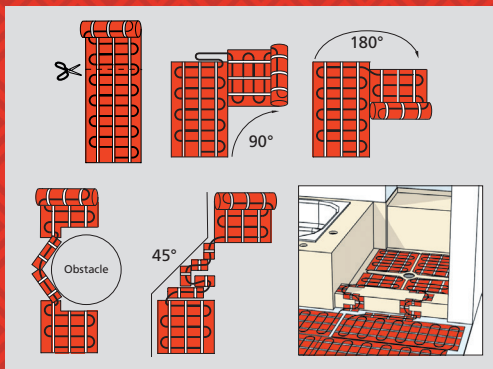
<sup>2</sup> Spacing with the NADCM-S and NADCM-M membranes when the cable is installed with 3 spacing castellations. 208V = 75% of wattage at 240V. 15' (4.6 m) floor sensor and 10' (3 m) cold lead included.



# OTM Series

## Floor Heating Cable on Mat

- Prefabricated on adhesive mesh mat for ease of installation.
- Ideal for large areas and concrete subfloors.
- Simply cut and twist the mat to cover any shape area. Never cut or shorten the heating cable.



- 12W/ sq. ft.
- 20-year warranty on the heating cable.

### 120V Models, 18 in. (0.46 m) Wide Mat

Watts	Product # <sup>1</sup> 120V	Covered Surface <sup>2</sup> Spacing 3" (76 mm)		Mat length	
		sq. ft.	sq. m	ft. in.	m
60	FHM120-60	5	0.5	3.3	0.9
120	FHM120-120	10	0.9	6.7	1.8
180	FHM120-180	15	1.4	10	3.0
240	FHM120-240	20	1.9	13.3	4
300	FHM120-300	25	2.4	16.7	4.9
360	FHM120-360	30	2.8	20	6.1
420	FHM120-420	35	3.3	23.3	7
480	FHM120-480	40	3.8	26.7	7.9
540	FHM120-540	45	4.2	30	9.2
600	FHM120-600	50	4.7	33.3	10.1
720	FHM120-720	60	5.6	40	12.2
840	FHM120-840	70	6.5	46.7	14.0
960	FHM120-960	80	7.4	53.3	16.2

### 240/208V, Models, 18 in. (0.46 m) Wide Mat

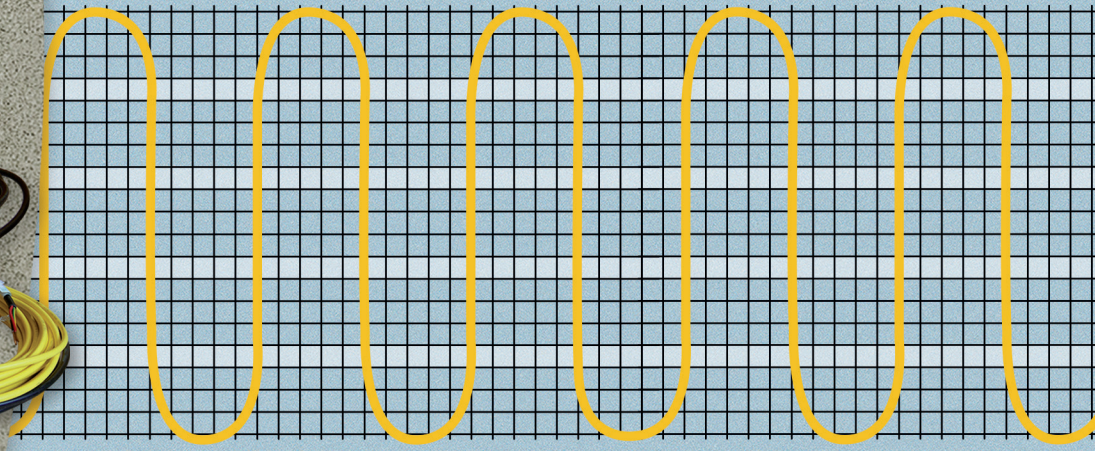

Watts	Product # <sup>1</sup> 240/208V	Covered Surface <sup>2</sup> Spacing 3" (76 mm)		Mat length	
		sq. ft.	sq. m	ft. in.	m
120	FHM240-120	10	0.9	6.7	1.8
240	FHM240-240	20	1.9	13.3	4
360	FHM240-360	30	2.8	20	6.1
480	FHM240-480	40	3.8	26.7	7.9
600	FHM240-600	50	4.7	33.3	10.1
720	FHM240-720	60	5.6	40	12.2
840	FHM240-840	70	6.5	46.7	14.0
960	FHM240-960	80	7.4	53.3	16.2
1080	FHM240-1080	90	8.4	60	18.3
1200	FHM240-1200	100	9.3	66	20.1
1440	FHM240-1440	120	11.2	80	24.4

<sup>1</sup> The color of the mesh may be different.

<sup>2</sup> Does not represent the surface of the room but rather the surface covered by the floor heating system, excluding fixtures and other spaces to consider.

208V = 75% of wattage at 240V.

15' (4.6 m) floor sensor and 10' (3 m) cold lead included.



# OWC Series

## Heating Cable for Concrete

100% energy efficient, the concrete heating cables from Ouellet are also 50% faster and more economical to install than a hydronic system<sup>1</sup>. They require no annual maintenance and provide quiet and clean heat without any liquid or pump.

Furthermore, our heating cables for concrete allow for zoning so each room can be separately controlled.

Designed solely for interior applications, they are ideal for basements, condominiums, cottages, garages, buildings used for housing animals and much more... Their full potential is yours to discover!

- Installs under a 4" to 6" concrete slab or under a minimum of 1.5" concrete topping (OWC-M).
- Installs on a metallic structure or wire mesh for reinforced concrete (OWC-R).
- 11W/sq. ft. at 6" spacing.
- Plastic floor fasteners included (OWC-M).
- Nylon ties included (OWC-R).
- For larger areas, control panels with integrated GFCI are available.
- 20-year warranty on the heating cable.

<sup>1</sup> Source: A 2011 survey of builders using both heating systems with similar installation layouts.

### OWC-M Models, on Mat 24 in. (61 cm) Wide Mat

Watts	Product # 240/208V	Product # 347V	Covered Surface <sup>1</sup>		Mat length	
			sq. ft.	sq. m	ft. in.	m
150	OWC-M0150	-	14.0	1.3	6' 5"	1.9
200	OWC-M0200	-	19.0	1.7	8' 4"	2.5
300	OWC-M0300	-	28.0	2.6	12' 6"	3.8
400	OWC-M0400	-	38.0	3.5	16' 8"	5.1
500	OWC-M0500	-	46.5	4.3	20' 10"	6.4
600	OWC-M0600	-	56.0	5.2	25'	7.6
700	OWC-M0700	-	65.5	6.1	29' 2"	8.9
850	OWC-M0850	-	80.0	7.4	35' 5"	10.8
950	OWC-M0950	-	89.0	8.3	39' 7"	12.1
1100	OWC-M1100	-	103.0	9.6	45' 10"	14.0
1200	OWC-M1200	-	113.0	10.5	50'	15.2
1300	OWC-M1300	-	121.5	11.3	54' 2"	16.5
1400	OWC-M1400	-	130.5	12.1	58' 4"	17.8
1500	OWC-M1500	-	140.5	13.1	62' 6"	19.1
1600	OWC-M1600	-	149.5	13.9	66' 8"	20.3
1700	OWC-M1700	-	159.0	14.8	70' 10"	21.6
1850	OWC-M1850	-	172.5	16.0	77' 1"	23.5
2000	OWC-M2000	OWC-M2007	187.5	17.4	83' 4"	25.4
2200	OWC-M2200	-	206.0	19.1	91' 6"	27.9
2400	OWC-M2400	OWC-M2407	225.0	20.9	100'	30.5
2550	OWC-M2550	-	239.0	22.2	106' 6"	32.5
2700	OWC-M2700	OWC-M2707	253.0	23.5	112' 6"	34.3
2850	OWC-M2850	-	267.0	24.8	119'	36.3
3000	OWC-M3000	OWC-M3007	281.0	26.1	125'	38.1
3200	OWC-M3200	-	300.0	27.9	133' 6"	40.7
3400	OWC-M3400	OWC-M3407	318.5	29.6	141' 8"	43.2
3600	OWC-M3600	-	336.0	31.2	150'	45.7
3700	-	OWC-M3707	346.5	32.2	154' 2"	47.0
4000	-	OWC-M4007	375.0	34.8	166' 8"	50.8

### OWC-R Models, in Reel

Watts	Product # 240/208V	Covered Surface <sup>3</sup> Spacing 6" (15 cm)		Cable length	
		sq. ft.	sq. m	ft. in.	m
300	OWC-R0300	28.0	2.6	56	17.07
500	OWC-R0500	46.5	4.3	93	28.35
700	OWC-R0700	62.5	5.8	125	38.10
950	OWC-R0950	88.0	8.2	176	53.64
1300	OWC-R1300	125.0	11.6	250	76.20
1700	OWC-R1700	156.0	14.5	312	95.10
2000	OWC-R2000	187.0	17.4	374	114.00
2400	OWC-R2400	218.5	20.3	437	133.20
3000	OWC-R3000	279.5	26.0	559	170.38
3400	OWC-R3400	312.5	29.03	625	190.50
3700	OWC-R3700 <sup>2</sup>	341.0	31.7	682	207.87
4000	OWC-R4000 <sup>2</sup>	372.5	34.6	745	227.08

<sup>1</sup> Does not represent the room surface but rather the area covered by the cable mat including 3" (7.5 cm) spacing between the mat strips but excluding fixed elements to be bypassed and any other required clearances.

<sup>2</sup> Not compatible with a floor heating thermostat rated for 15A and less. Requires relay with low voltage thermostat.

<sup>3</sup> Does not represent the room surface but rather the area covered by the cable while leaving a 6" (15 cm) spacing between cables and excluding fixed elements to be bypassed and any other clearance required.

208V = 75% of wattage at 240V.



# OTH3600 Series

## Control Offering for Indoor Floor Heating Systems



OTH3600-GA-V2  
Non Programmable  
Electronic Thermostat



OTH3600P-GA  
Programmable  
Electronic Thermostat



TH1310WF  
Smart Thermostat Wi-Fi



OTH3600-GA-ZB  
Smart Thermostat  
Zigbee



TR1310  
Slave Unit

Compatible with all indoor floor heating systems, our attractive and elegant thermostat line provides the comfort and precision you desire with state-of-the-art technology.

For your safety, all of our indoor floor heating thermostats are protected against malfunction by a built-in ground fault circuit interrupter. The OTH3600 series also as an auxiliary contact that offer the possibility of controlling supplemental heat sources to be added by either using a slave module for heated floors or using a relay and a low-voltage transformer for an electric heater.


You can also control your heating wherever you are and whenever you want with our smart thermostats OTH3600-GA-ZB - Zigbee and TH1310WF - Wi-Fi.

These thermostats are compatible with the neviweb® platform and allow you to use your smartphone, tablet or desktop computer to view your daily or monthly consumption as well as lower or raise the temperature remotely. Analyzing and controlling your heating costs in this way helps you save money.

- 3-year warranty against defects.

Neviweb® is a registered trademark of Sinopé Technologies Inc. in Canada and the United States.





# OWS Series

## Heating Cable for Snow Melting on Mat

### Take a break from snow removal!

Let the snow melting heating cable do the work for you.

- Rugged cable specifically designed for outdoor applications.
- Maintained as a mat with flexible strips. Simply unroll and voila!
- Compatible with multiple surface types (concrete, asphalt, paving).
- Ideal for high-traffic areas, reducing ice buildup and the risk of falls.
- Eco-friendly, limiting the need for salt or sand.
- 50W/sq. ft.
- Range of automatic controllers that trigger the snow melting system at the first sign of precipitation and turn it off once the surface is dry.
- For larger areas, control panels with integrated GFCI are available.
- 10-year warranty on the heating cable.

### OWS-T Models, 24 in. (61 cm) Wide Mat

Watts	Product # 240V	Product # 600V	Covered Surface <sup>1</sup>		Mat length		Cable Length <sup>2</sup>	
			sq. ft.	sq. m	ft. in.	m	ft.	m
500	OWS-T0500-24	-	11.0	1.0	5	1.5	43	13.1
1000	OWS-T1000-24	-	22.0	2.0	10	3.0	86	26.2
1500	OWS-T1500-24	OWS-T1506-24	32.5	3.0	15	4.6	128	39.0
2000	OWS-T2000-24	-	43.5	4.0	20	6.1	171	52.1
2500	OWS-T2500-24	-	54.0	5.0	25	7.6	214	65.2
3000	OWS-T3000-24	-	65.0	6.0	30	9.1	257	78.4
4000	OWS-T4000-24	OWS-T4006-24	86.5	8.1	40	12.2	342	104.3
5000	OWS-T5000-24	OWS-T5006-24	108.5	10.1	50	15.2	428	130.5
6000	OWS-T6000-24	OWS-T6006-24	130.0	12.1	60	18.3	513	156.4

### OWS-T Models, 36 in. (91 cm) Wide Mat

Watts	Product # 240V	Product # 600V	Covered Surface <sup>1</sup>		Mat length		Cable Length <sup>2</sup>	
			sq. ft.	sq. m	ft. in.	m	ft.	m
450	OWS-T0450-36	-	9.5	0.9	3	0.9	38	11.6
750	OWS-T0750-36	-	16.0	1.5	5	1.5	63	19.2
1050	OWS-T1050-36	-	22.0	2.0	7	2.1	88	26.8
1500	OWS-T1500-36	-	31.5	2.9	10	3.0	126	38.4
2250	-	OWS-T2256-36	47.5	4.4	15	4.6	188	57.3
3000	OWS-T3000-36	OWS-T3006-36	63.5	5.9	20	6.1	251	76.5
4500	OWS-T4500-36	OWS-T4506-36	95.0	8.8	30	9.1	377	114.9
6000	OWS-T6000-36	OWS-T6006-36	126.5	11.8	40	12.2	502	153.0

<sup>1</sup> Represents the area covered by the mat including 3" (76 mm) spacing between the mat strips but excluding fixed elements to be bypassed and any other required clearances.

<sup>2</sup> Represents the total length of the heating cable if it is detached from the flexible strips.

For 208V models, please consult our product catalog.

### Controller and Sensor Options

Product #	Description
DS-2C <sup>1</sup>	Aerial mounted sensor and controller to detect humidity and temperature
ETF-744-99	24V outdoor sensor for measuring temperature
ETO2 <sup>1</sup>	Dual-zone electronic controller
ETO2-BOX	Mounting box for dual-zone electronic controller ETO2
ETOG	Ground sensor to detect humidity and temperature with 33 ft. (10 m) side entry cable
ETOG-56	Ground sensor to detect humidity and temperature with 80 ft. (25 m) bottom entry cable
ETOK-1	Mounting tube for ground sensor ETOG-56
ETOR-55	Gutter sensor to detect humidity with 22 ft. (10m) cable
WS-XCIR-208 <sup>2,3</sup>	208V GFCI control panel with contactors built-in ETO2 and 120+24V control transformers, X <sup>3</sup> circuits 30A 240V
WS-XCIR-240 <sup>2,3</sup>	240V GFCI control panel with contactors built-in ETO2 and 120+24V control transformers, X <sup>3</sup> circuits 30A 240V
WS-XCIR-600-600 <sup>2,4</sup>	600V GFCI control panel with contactors built-in ETO2 and 120+24V control transformers, X <sup>4</sup> circuits 30A 600V

<sup>1</sup> Requires a ground fault circuit interrupter (GFCI) in the electrical panel.

<sup>2</sup> Requires a ground sensor, not included with panel.

<sup>3</sup> X = 4, 6, 8, 12 circuits.

<sup>4</sup> X = 3, 6, 9, 12, 15 circuits.

Other options are available. Consult our catalogue or visit us at [ouellet.com](http://ouellet.com).



# OSR-PI Series

## 120V Preassembled Self-Regulating Heating Cable

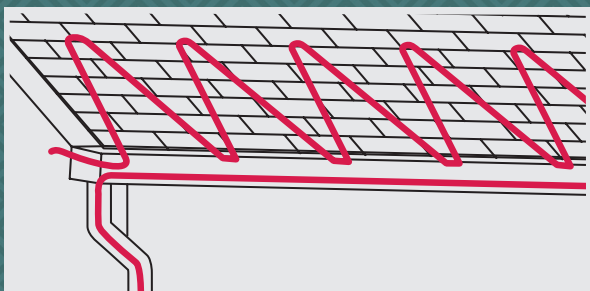
### Roof and Gutter De-Icing System



The accumulation of ice and snow can cause severe structural damage to roofs, gutters, downspouts or any exposed external piping or water run-off or distribution systems in commercial and residential buildings. There is an increased danger of accidents caused by falling icicles and shifting snow. The use of suitable de-icing systems using electric heating cables can prevent ice formation and protect against property damage.

As snow collects on the roof, rising heat from the building below or exposure to sun melts the snow, creating flowing water. This water will reach the colder collection systems of the building, where it will eventually refreeze, causing blockages and ultimately damaging the gutters or run-offs. Water that cannot be directed away from a property may get into the internal areas of the building.

- Suitable for shingle, rubber/tar, wood, metal and plastic roofs.
- Suitable for wood, metal and plastic gutters.



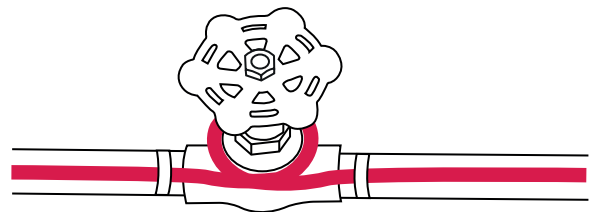
### Pipe tracing for freeze protection



Electric heat trace systems are designed to compensate for heat lost from insulated pipe and piping systems. While insulated pipes retain heat much longer than uninsulated pipes, the process temperature will eventually reach the surrounding ambient temperature. If ambient temperatures drop below freezing, an unsafe condition may arise if the components within the pipe fall below freezing temperatures.

Self-regulating heating cables offer a flexible and economical solution for heat loss prevention applications on pipes and piping installations.

- Suitable for metal and plastic pipes.
- Approved for indoor and outdoor use.



## Models

Product #	Length		Nominal power output in air condition at 5 °C (40 °F) <sup>1</sup> Watts
	ft.	m	
ECK-7AO-006	6	1.8	42
ECK-7AO-012	12	3.6	84
ECK-7AO-018	18	5.5	126
ECK-7AO-025	25	7.6	175
ECK-7AO-050	50	15.2	350
ECK-7AO-075	75	22.9	525
ECK-7AO-100	100	30.5	700

<sup>1</sup> Because of the cable's self-regulating properties, the power density can reach up to 11 Watts per foot when buried in snow or ice: "wet density". In this situation, use of a 15 Amp. circuit breaker is valid for all models.

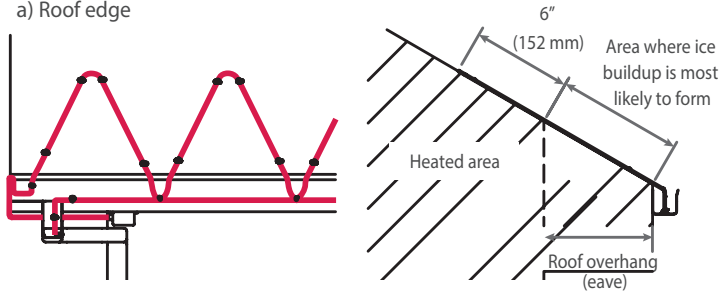
## Selection of Heating Cable

### Roof and gutter de-icing system

Complete the table below to determine how much heating cable is required.

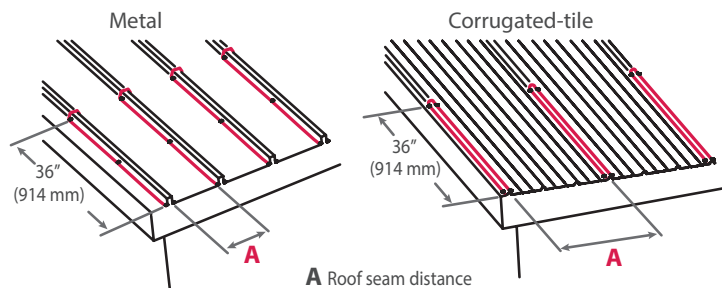
Section	Calculation	Length
a) Roof edge	Roof line length (ft.) x multiplier (Table 1 or 2)	_____ ft.
b) Drain path/ drip loops	Roof line length (ft.) x 0.5	_____ ft.
c) Gutters	Total gutter length (ft.)	_____ ft.
d) Downspouts	Downspout length (ft.) x 2, plus 1 ft. for end termination	_____ ft.
e) Valleys	Valley length (ft.) x 0.67, x 2	_____ ft.
<b>TOTAL HEATING CABLE REQUIREMENT:</b>		_____ ft.

a) Roof edge



**Table 1: For shingle roof overhang**

Roof overhang (eave)	Multiplier
6" (152 mm)	2.0
12" (305 mm)	2.5
24" (610 mm)	3.6
36" (915 mm)	4.8



**Table 2: For metal/and corrugated-tile roofs**

Roof overhang (eave)	Roof seam distance	
	18" (Multip.)	24" (Multip.)
12" (305 mm)	2.5	2.2
18" (455 mm)	3.1	2.6
30" (760 mm)	3.6	3.2
42" (1065 mm)	4.2	3.8

## Installation Accessories

Product #	Description
<b>Roof and gutter</b>	
ELB-XX'	Mounting plate
ELB-RCLIP	Roof clips for cable, qty 25
<b>Pipe tracing</b>	
ELB-02B	Self-adhesive glass fiber tape max. temp. 90°C (194°F) 50m (165 ft.)
ELB-06	Self-adhesive aluminum tape max. temp. 140 °C (284 °F) 50m (165 ft.)
ELB-06C	Self-adhesive aluminum tape, max. temp. = 80 °C (176 °F), 50 m (165 ft.)

<sup>1</sup> Other sizes available. Consult our catalogue or visit us at [ouellet.com](http://ouellet.com).

### Pipe tracing for freeze protection

Use the table below as a guide to select the correct length of heating cable.

Pipe diameter	Pipe length						
	5'	10'	15'	25'	50'	75'	100'
<b>Metal</b>							
1/2"	6'	12'	18'	25'	50'	75'	100'
1"	6'	12'	18'	25'	50'	75'	100'
1 1/2"	6'	12'	18'	25'	50'	75'	100'
2"	6'	12'	18'	25'	50'	75'	100'
2 1/2"	6'	12'	18'	25'	50'	75'	100'
<b>Plastic</b>							
1/2"	6'	12'	18'	25'	50'	75'	100'
1"	6'	12'	18'	25'	50'	75'	100'
1 1/2"	6'	12'	18'	25'	50'	75'	100'
2"	12'	18'	25'	50'	75'	100'	-
2 1/2"	12'	18'	25'	50'	75'	100'	-

The recommended lengths in the table are based on an installation on pipe with an outside temperature of -18°C (0°F) if 1/2 in. insulation is used and up to -29°C (-20°F) if 1 in. insulation is used.

Add foot to the cable length per faucet.



By **INNOVAIR**  
SOLUTIONS

1 800 463-7043  
info@ouellet.com  
ouellet.com