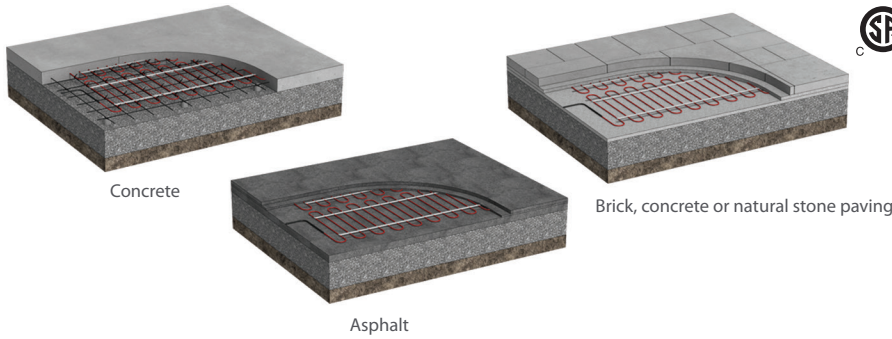


OWS-T Heating Cable for Snow Melting on Mat



Features

Voltage

- 208V, 240V and 600V, 1-phase.

Construction

- Series heating cable set, twin conductor type.
- Heating cable held as a mat at regular 3" (76 mm) spacing with flexible strips.
- Fluoropolymer/XLPE resistance wire insulation 0.019" (0.5 mm) thick.
- Copper shielding (0.823 sq. mm), serves as ground.
- Polyolefin (EPR) outer sheath insulation 0.08" (2 mm) thick.

Watt density

- 50W/sq. ft. (538W/sq. m) at 208V, 240V and 600V, 3" (76 mm) spacing.

Dimension

- 24" (610 mm) and 36" (914 mm) wide mats offered in several lengths.

Cold lead

- 50' (15 m) long.
- Optional 100' (30 m) cold lead available upon request.
- 12 AWG or 14 AWG (according to maximum allowable load).
- PVC outer sheath insulation 0.03" (0.76 mm) thick.
- 3/8" (9.5 mm) outer diameter.

Included materials

- Measurements table label (to be placed in electrical panel).

Installation

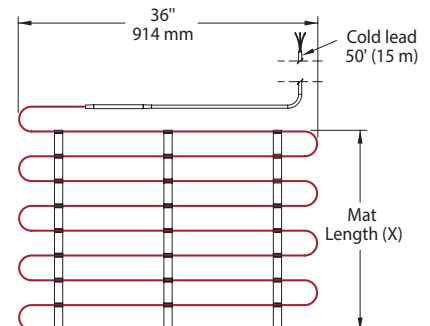
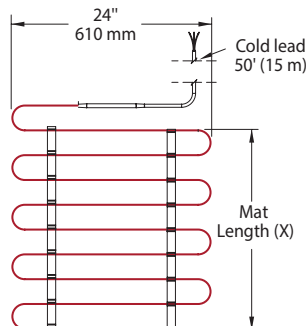
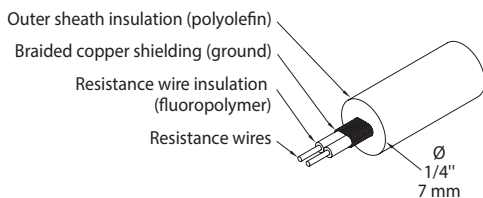
- **Never cut or shorten the heating cable.**
- For outdoor applications only.
- The heating cable must be completely embedded in concrete, asphalt or stone dust under paving.
- Minimum installation temperature -5 °C (23 °F).
- Maximum long-term exposure temperature 105 °C (221 °F).
- Maximum exposure temperature for 10 minutes 220 °C (428 °F).

Warranty

- 10-year warranty on the heating cable.

Application

- Residential driveway, sidewalk, access ramp, underground parking ramp, boarding platforms for animals.



OWS-T

OWS-T 24 in. (610 mm) Wide Models

Watts	Product #						Price	Covered surface ¹		Mat length (X)		Cable length ²		Weight	
	208V	Amp.	240V	Amp.	600V	Amp.		sq. ft.	sq. m	ft.	m	ft.	m	lb	kg
500	OWS-T0508-24	2.40	OWS-T0500-24	2.08	-	-	231.00	11.0	1.0	5	1.5	43	13.1	3.0	1.4
1000	OWS-T1008-24	4.81	OWS-T1000-24	4.17	-	-	390.00	22.0	2.0	10	3.0	86	26.2	5.0	2.3
1500	OWS-T1508-24	7.21	OWS-T1500-24	6.25	OWS-T1506-24	2.50	540.00	32.5	3.0	15	4.6	128	39.0	7.0	3.2
2000	OWS-T2008-24	9.62	OWS-T2000-24	8.33	-	-	692.00	43.5	4.0	20	6.1	171	52.1	10.0	4.5
2500	OWS-T2508-24	12.02	OWS-T2500-24	10.42	-	-	846.00	54.0	5.0	25	7.6	214	65.2	12.5	5.7
3000	OWS-T3008-24	14.42	OWS-T3000-24	12.50	-	-	1001.00	65.0	6.0	30	9.1	257	78.4	15.0	6.8
4000	OWS-T4008-24	19.23	OWS-T4000-24	16.67	OWS-T4006-24	6.67	1307.00	86.5	8.1	40	12.2	342	104.3	20.0	9.1
5000	OWS-T5008-24	24.04	OWS-T5000-24	20.83	OWS-T5006-24	8.33	1619.00	108.5	10.1	50	15.2	428	130.5	25.0	11.4
6000	-	-	OWS-T6000-24	25.00	OWS-T6006-24	10.00	1924.00	130.0	12.1	60	18.3	513	156.4	30.0	13.6

OWS-T 36 in. (914 mm) Wide Models

Watts	Product #						Price	Covered surface ¹		Mat length (X)		Cable length ²		Weight	
	208V	Amp.	240V	Amp.	600V	Amp.		sq. ft.	sq. m	ft.	m	ft.	m	lb	kg
450	OWS-T0458-36	2.16	OWS-T0450-36	1.88	-	-	211.00	9.5	0.9	3	0.9	38	11.6	2.5	1.1
750	OWS-T0758-36	3.61	OWS-T0750-36	3.13	-	-	305.00	16.0	1.5	5	1.5	63	19.2	3.5	1.6
1050	OWS-T1058-36	5.05	OWS-T1050-36	4.38	-	-	390.00	22.0	2.0	7	2.1	88	26.8	5.0	2.3
1500	OWS-T1508-36	7.21	OWS-T1500-36	6.25	-	-	524.00	31.5	2.9	10	3.0	126	38.4	8.0	3.6
2250	-	-	-	-	OWS-T2256-36	3.75	752.00	47.5	4.4	15	4.6	188	57.3	11.5	5.0
3000	OWS-T3008-36	14.42	OWS-T3000-36	12.50	OWS-T3006-36	5.00	981.00	63.5	5.9	20	6.1	251	76.5	15.0	6.8
4500	OWS-T4508-36	21.63	OWS-T4500-36	18.75	OWS-T4506-36	7.50	1426.00	95.0	8.8	30	9.1	377	114.9	22.5	10.2
6000	-	-	OWS-T6000-36	25.00	OWS-T6006-36	10.00	1876.00	126.5	11.8	40	12.2	502	153.0	30.0	13.6

Installation Options

Product # Kit	Product # Factory installed*	Price	Description
OTM-CC ³	-	41.00	CableCheck – Electrical fault indicator
OW-G82-G	-	55.00	82 ft. galvanized steel strapping
KIT-SP2	-	46.00	Repair kit
-	100 ⁴	242.00	Optional 100' (30 m) cold lead
OWS-CAUT	-	61.00	Caution plate

* For factory installed options, add the option number to the product number. See the **Product Code** section inside the front cover.

¹ Represents the area covered by the mat including 3" (76 mm) spacing between the mat strips but excluding fixed elements to be bypassed and any other required clearances.

² Represents the total length of the heating cable if it is detached from the flexible strips.

³ With any OWS-T order, the accessory OTM-CC can be added free of charge upon customer request.

⁴ Made to order only. Allow additional 9 to 12 weeks lead time.

Controller and Sensor Options

Product # Kit	Price	Description
DS-2C ¹	889.00	Aerial mounted controller with sensor to detect humidity and temperature, 30A: 100V to 277V, 20A: 28VDC
ETF-744-99	206.00	24V outdoor sensor for measuring temperature
ETO2 ¹	825.00	Dual-zone electronic controller, 1-zone: 3 x 16A, 2-zone: 2 x 16A, 120V to 240V
ETO2-BOX	634.00	Mounting box for dual-zone electronic controller ETO2
ETOG	492.00	Ground sensor to detect humidity and temperature with 33 ft. (10 m) side entry cable
ETOG-56	604.00	Ground sensor to detect humidity and temperature with 80 ft. (25 m) bottom entry cable
ETOK-1	124.00	Mounting tube for ground sensor ETOG-56
ETOR-55	401.00	Gutter sensor to detect humidity with 33 ft. (10 m) cable

GFCI control panel with contactors built-in ETO2 and 120+24V control transformers

Product # Kit	H x W x D (in.)	Price	Description
WS-4CIR-208	20x16x8	8343.00	4 circuits 208V 30A
WS-6CIR-208	24x20x8	9167.00	6 circuits 208V 30A
WS-8CIR-208	24x24x8	10146.00	8 circuits 208V 30A
WS-12CIR-208	30x24x8	10892.00	12 circuits 208V 30A
WS-4CIR-240	20x16x8	8343.00	4 circuits 240V 30A
WS-6CIR-240	24x20x8	9167.00	6 circuits 240V 30A
WS-8CIR-240	24x24x8	10146.00	8 circuits 240V 30A
WS-12CIR-240	30x24x8	10892.00	12 circuits 240V 30A

Product # Kit	H x W x D (in.)	Price	Description
WS-3CIR-600-600	24x24x8	8910.00	3 circuits 600V 24A
WS-6CIR-600-600	30x24x8	9528.00	6 circuits 600V 24A
WS-9CIR-600-600	30x24x8	11073.00	9 circuits 600V 24A
WS-12CIR-600-600	30x30x8	12412.00	12 circuits 600V 24A
WS-15CIR-600-600	36x30x10	13364.00	15 circuits 600V 24A

¹ Requires a ground fault circuit interrupter (GFCI) in the electrical panel.