





# OCA Cabinet Unit Heater



## Features

### Color

- Standard: white, almond.
- Optional (upcharge applicable): metallic silver, bronze, metallic charcoal, aluminum, semi-gloss black, sand.
- Custom colors available upon request.

### Finish

- Standard: epoxy/polyester powder paint.

### Voltage

- 208V, 240V, 277V, 347V, 480V, 600V, 1 or 3-phase.

### Construction

- 18-gauge steel.
- Insulated casing for noise reduction.
- Extruded aluminum bar grilles prevent insertion of foreign objects. 1
- Field adaptable air inlet and outlet. 1
- High-limit temperature control with automatic reset.
- 240V control circuit included. 2
- Optional fresh air inlet damper.
- Optional air filters.

### Fan

- Direct drive, variable speed squirrel-cage fan. 3
- Fan delay.

- 240/208V factory-lubricated motor (1/15 HP). 4
- 2 speed-motor available (1600/1500 rpm).

### Heating element

- Durable tubular heating element with fins. 5

### Length

- Four cabinet lengths are available: 28 in. (711 mm), 48 in. (1219 mm), 66 in. (1676 mm), 80 in. (2032 mm).

### Control

- Wide range of control available.

*Ouellet highly recommends the use of a wall thermostat for greater comfort.*

### Installation

- Multi-position mounting (surface, semi-recessed, recessed).
- Maximum recommended installation height: 10 ft. (3 m).
- Recess trim kit available for recessed or semi-recessed units.
- Sub-base and special back plate available.

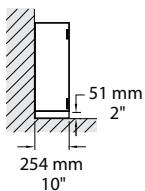
### Warranty

- 5-year warranty against defects.

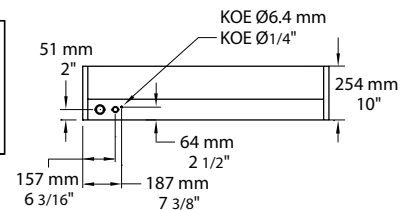
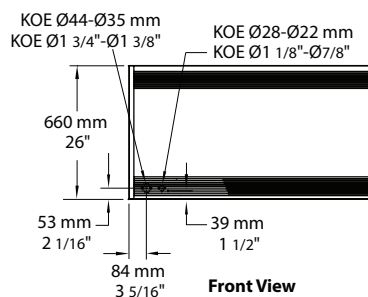
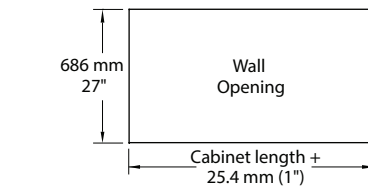
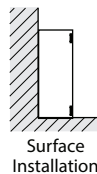
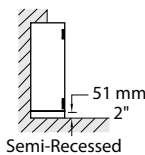
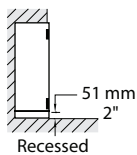
### Application

- Hallway, entry way, exhibition center.

### Installation with Sub-Base



### Installation with Recess Trim Kit



# OCA

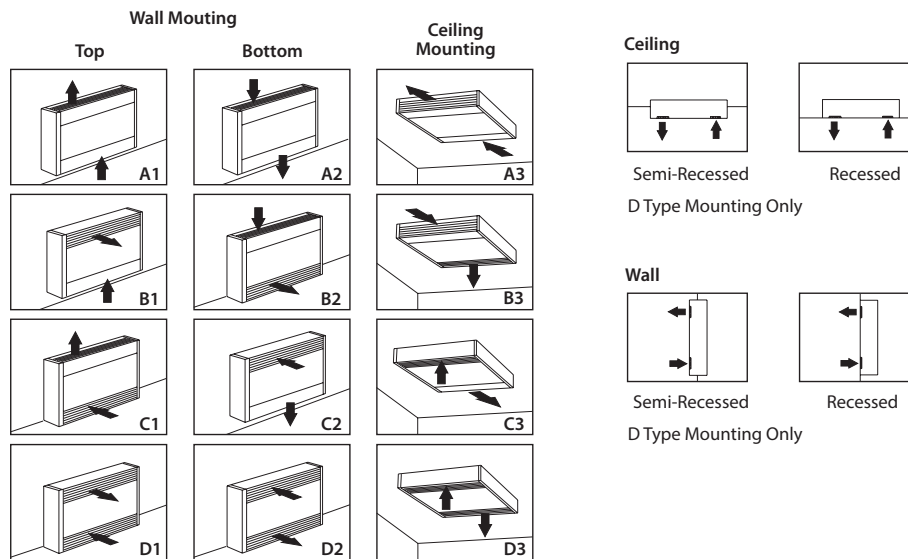
## Models

Watts		cfm		BTU/hr		Product #					Length		Weight	
Hi	Lo	Hi	Lo	Hi	Lo	208V (3 ph)	240V (1 ph)	240V (3 ph)	277V (1 ph)	480V (3 ph)	in.	mm	lb	kg
2000	1333	250	200	6830	4552	OCAU02038 <sup>1</sup>	OCAU02000	OCAU02030	OCAU02077	OCAU02034 <sup>1</sup>	28	711	115.0	52.3
3000	1000	250	200	10246	3415	OCAU03038 <sup>1</sup>	OCAU03000	OCAU03030	OCAU03077	OCAU03034 <sup>1</sup>	28	711	115.0	52.3
4000	2667	250	200	13661	9108	OCAU04038 <sup>1</sup>	OCAU04000	OCAU04030	OCAU04077	OCAU04034 <sup>1</sup>	28	711	115.0	52.3
5000	3333	250	200	17076	11383	OCAU05038 <sup>1</sup>	OCAU05000	OCAU05030	OCAU05077	OCAU05034 <sup>1</sup>	28	711	115.0	52.3
6000	4000	250	200	20491	13661	OCAU06038 <sup>1</sup>	OCAU06000	OCAU06030	OCAU06077	OCAU06034 <sup>1</sup>	28	711	115.0	52.3
8000	4000	500	400	27321	13661	OCAU08038 <sup>1</sup>	OCAU08000	OCAU08030	OCAU08077	OCAU08034 <sup>1</sup>	48	1219	146.0	66.4
10000	5000	500	400	34152	17076	OCAU10038 <sup>1</sup>	OCAU10000	OCAU10030	OCAU10077	OCAU10034 <sup>1</sup>	48	1219	146.0	66.4
12000	6000	500	400	40982	20491	OCAU12038 <sup>1</sup>	OCAU12000	OCAU12030	OCAU12077	OCAU12034 <sup>1</sup>	48	1219	146.0	66.4
15000	10000	750	600	51228	34152	OCAU15038 <sup>1</sup>	OCAU15000	OCAU15030	-	OCAU15034 <sup>1</sup>	66	1676	210.0	95.5
18000	12000	750	600	61473	40982	OCAU18038 <sup>1</sup>	OCAU18000	OCAU18030	-	OCAU18034 <sup>1</sup>	66	1676	210.0	95.5
20000	10000	1000	800	68304	34152	OCAU20038 <sup>1</sup>	OCAU20000	OCAU20030	-	OCAU20034 <sup>1</sup>	80	2032	240.0	109.1
24000	12000	1000	800	81964	40982	OCAU24038 <sup>1</sup>	OCAU24000	OCAU24030	-	OCAU24034 <sup>1</sup>	80	2032	240.0	109.1

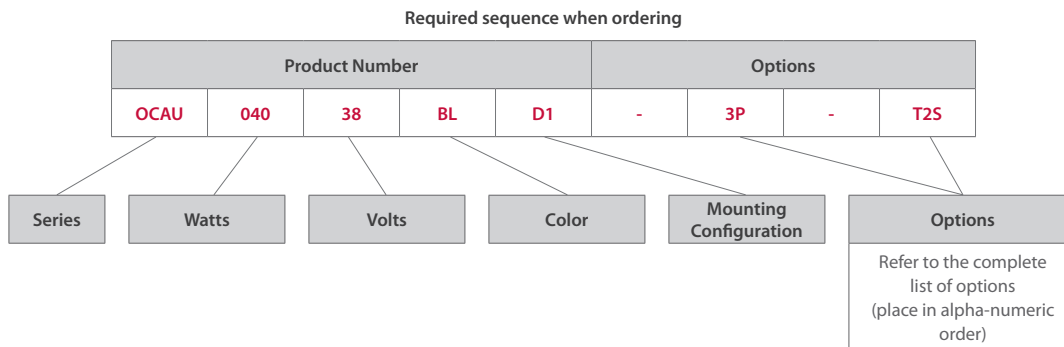
<sup>1</sup> 1-phase available upon request (change the "3" for an "0" to the product number).  
Add "BL" for white, "AM" for almond. Upcharge available for optional colors shown in the color chart section.

## Mounting configuration

Please specify mounting configuration. If not mentioned on the order, D1 will be used as our standard.



## Codification example



Options

Product # Kit	Product # Factory installed*	Description
-	120	120V control circuit
-	3P	Triple-pole contactor
-	AF <sup>1</sup>	Fresh air inlet
-	AFM <sup>1</sup>	Power-operated fresh air inlet
-	DIS40 <sup>4</sup>	Disconnect switch. 40A
-	DIS80 <sup>4</sup>	Disconnect switch. 80A
-	FUS	Circuit protection fuse
-	HL <sup>2</sup>	Hi/Lo power switch
KIT-OCA-IV	IV	On/Auto fan switch
KIT-OCA-OO	OO	On/Standby heating switch
KIT-OCA-R	R	24V control relay. without transformer
-	RHL <sup>3</sup>	24V Hi/Lo power relay. with transformer
-	ROO <sup>3</sup>	24V On/Standby heating relay. with transformer
KIT-OCA-RT	RT	24V control relay. with transformer
-	RV <sup>3</sup>	24V fan relay. with transformer
KIT-OCA-T-AV	TAV	Single-pole thermostat. tamperproof
-	T2S	2-stage thermostat. tamperproof
<b>Recess trim kit. 2 in. (51 mm)</b>		
KIT-OCA-CR-28	-	28 in. (711 mm) Models
KIT-OCA-CR-48	-	48 in. (1219 mm) Models
KIT-OCA-CR-66	-	66 in. (1676 mm) Models
KIT-OCA-CR-80	-	80 in. (2032 mm) Models
<b>Special back plate</b>		
KIT-OCA-DU-28	-	28 in. (711 mm) Models
KIT-OCA-DU-48	-	48 in. (1219 mm) Models
KIT-OCA-DU-66	-	66 in. (1676 mm) Models
KIT-OCA-DU-80	-	80 in. (2032 mm) Models
<b>Air filter. wall installation only</b>		
KIT-OCA-FI-28	FI	28 in. (711 mm) Models
KIT-OCA-FI-48	FI	48 in. (1219 mm) Models
KIT-OCA-FI-66	FI	66 in. (1676 mm) Models
KIT-OCA-FI-80	FI	80 in. (2032 mm) Models
<b>Washable air filter. wall installation only</b>		
KIT-OCA-FIW-28	FIW	28 in. (711 mm) Models
KIT-OCA-FIW-48	FIW	48 in. (1219 mm) Models
KIT-OCA-FIW-66	FIW	66 in. (1676 mm) Models
KIT-OCA-FIW-80	FIW	80 in. (2032 mm) Models
<b>Sub-base. 2 in. (51 mm)</b>		
KIT-OCA-SO-28	-	28 in. (711 mm) Models
KIT-OCA-SO-48	-	48 in. (1219 mm) Models
KIT-OCA-SO-66	-	66 in. (1676 mm) Models
KIT-OCA-SO-80	-	80 in. (2032 mm) Models

\* For factory installed options, add the option number to the product number. See the **Product Code** section inside the front cover.

<sup>1</sup> Do not install a built-in thermostat with these options.

<sup>2</sup> OCAU06006, is not available with optional HL.

<sup>3</sup> When one of these options is ordered, the heater control will automatically be shipped at 24V.

<sup>4</sup> For the U.S. only: The nominal current of the unit must not exceed 80% of the capacity of the disconnect.