






OHV Commercial Unit Heater



Training available online www.ouellet.com

Features

Color

- Standard: almond.

Finish

- Standard: epoxy/polyester powder paint.

Voltage

- 208V, 240V, 277V, 347V, 480V, 600V, 1 or 3-phase.

Construction

- Draw-through design for more evenly heated air. **1**
- Specially designed outlet diffuser provides maximum air velocity. **2**
- Individually adjustable louvers to direct discharge air flow. **3**
- High-limit temperature control with automatic reset.
- 18 and 20 gauge steel.

Fan

- Motor - totally enclosed - thermally protected. **4**
- Motor mounted in ambient air stream, shielded from heating elements. **5**
- Fan delay purges heater of residual heat for longer life.

Heating element

- Stainless steel sheath with aluminum fins.
- Draw-through design permits greater heat transfer.

Control

- All models have factory installed contactor.

- 24V control circuit standard on all models (except 2, 3 & 5kW, 208/240V heaters).

- 2, 3 & 5kW, 208/240V heaters have 208/240V control (24V control available).

- Full line of unit mounted control accessories available (factory or field installed).

Installation

- Minimum mounting height of 6 ft. (1.8 m.)
- Horizontal or vertical discharge air flow.
- Includes wall and ceiling mounting brackets (for horizontal discharge air flow).
- For vertical air flow 4 welded nuts (for threaded rod 3/8 in. X 16 UNC) provided in heater back.
- Large and easily accessible control compartment.

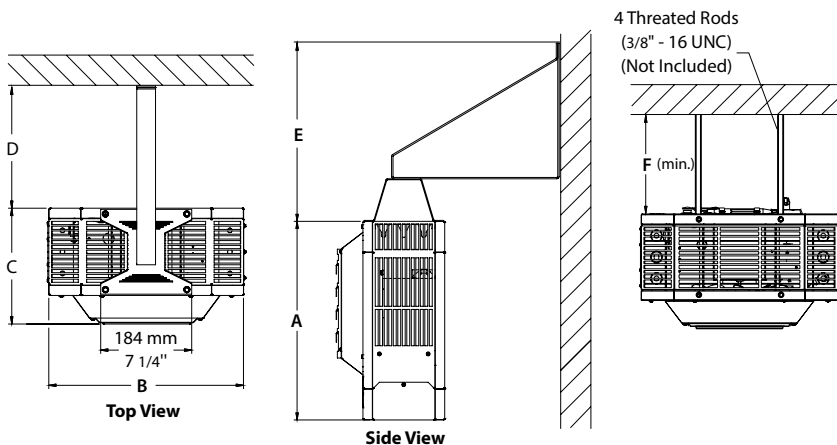
Note: We recommend installing this product on an outside ceiling or wall to avoid vibrations spreading to an adjacent room.

Warranty

- 5-year warranty against defects.

Application

- Factory, warehouse, garage, store, shipping room.



	2-5kW		7.5-10kW		15-20kW	
	mm	in.	mm	in.	mm	in.
A	416	16 3/8	622	24 1/2	622	24 1/2
B	395	15 9/16	559	22	559	22
C	231	9 1/8	276	10 7/8	412	16 1/4
D	244	9 5/8	357	14 1/16	289	11 3/8
E	373	14 11/16	507	19 15/16	556	21 7/8
F	152	6	254	10	152	6
Weight	kg	lb	kg	lb	kg	lb
	18	40	30	67	41	90

OHV

Models

Product #	Volts (ph)	kW	Control Voltage	BTU/hr	cfm	Temperature Rise		Motor	
						°C	°F	HP	rpm
OHVU02008AM	208 (1/3 ¹)	2	240/208	6824	310	11	20	1/50	1490
OHVU03008AM	208 (1/3 ¹)	3	240/208	10236	310	17	31	1/50	1490
OHVU05008AM	208 (1/3 ¹)	5	240/208	17060	310	28	50	1/50	1490
OHVU07508AM-24	208 (1/3 ¹)	7.5	24	25590	600	22	40	1/33	1490
OHVU09908AM-24	208 (1/3 ¹)	9.9	24	33780	600	29	52	1/33	1490
OHVU15038AM-24	208 (3)	15	24	51180	915	29	52	1/8	1490
OHVU02000AM	240/208 (1/3 ¹)	2/1.5	240/208	6824/5118	310	11	20	1/50	1550
OHVU03000AM	240/208 (1/3 ¹)	3/2.3	240/208	10236/7848	310	17	31	1/50	1550
OHVU05000AM	240/208 (1/3 ¹)	5/3.75	240/208	17060/12966	310	28	50	1/50	1550
OHVU07500AM-24	240/208 (1/3 ¹)	7.5/5.6	24	25590/19200	625	21	38	1/33	1550
OHVU10000AM-24	240/208 (1/3 ¹)	10/7.5	24	34120/25590	625	28	50	1/33	1550
OHVU15000AM-24	240/208 (1/3 ¹)	15.0/11.3	24	51180/38387	950	28	50	1/8	1550
OHVU15030AM-24	240/208 (3)	15/11.3	24	51180/38387	950	28	50	1/8	1550
OHVU19830AM-24	240/208 (3)	19.8/14.9	24	67560/50840	1300	27	49	1/8	1550
OHVU20000AM-24	240/208 (1/3 ¹)	20.0/15.0	24	68240/51180	1300	27	49	1/8	1550
OHVU20038AM-24	208 (3)	20.0	24	68240	1250	28	50	1/8	1490
OHVU02077AM-24	277 (1)	2	24	6824	310	11	20	1/50	1550
OHVU03077AM-24	277 (1)	3	24	10236	310	17	31	1/50	1550
OHVU05077AM-24	277 (1)	5	24	17060	310	28	50	1/50	1550
OHVU07577AM-24	277 (1)	7.5	24	25590	625	21	38	1/33	1550
OHVU10077AM-24	277 (1)	10	24	34120	625	28	50	1/33	1550
OHVU02034AM-24 ²	480 (3)	2	24	6824	310	11	20	1/50	1550
OHVU03034AM-24 ²	480 (3)	3	24	10236	310	17	31	1/50	1550
OHVU05034AM-24 ²	480 (3)	5	24	17060	310	28	50	1/50	1550
OHVU07534AM-24 ²	480 (3)	7.5	24	25590	625	21	38	1/33	1550
OHVU10034AM-24	480 (3)	10	24	34120	625	28	50	1/33	1550
OHVU15034AM-24	480 (3)	15	24	51180	950	28	50	1/8	1550
OHVU20034AM-24	480 (3)	20	24	68240	1300	27	49	1/8	1550

¹ Models with the indication "1/3" can be field converted from 1 to 3-phase.

² 480V, 1-phase available upon request.

Remember to change the 3 for 0 when ordering. E.g.: OHVU05034AM-24 becomes OHVU05004AM-24. 600V available upon request.

Mounting hardware included.

Standard color is almond.

Options

Product # Kit	Product # Factory installed*	Description
-	120	120V control circuit
-	24	24V control circuit
-	3P	Triple-pole contactor
KIT-OHV-D4 ¹	D4 ¹	Disconnect switch, triple-pole, 40A
KIT-OHV-D8 ¹	D8 ¹	Disconnect switch, triple-pole, 80A
KIT-OHV-F1	F1	Continuous fan switch, for 2 to 5kW units
KIT-OHV-F2	F2	Continuous fan switch with 24V relay, for units with 24V control circuit
KIT-OHV-F3	F3	Continuous fan switch, for less than 480V units (7.5 to 20kW)
KIT-OHV-F4	F4	Continuous fan switch, for 480V units and over (7.5 to 20kW)
KIT-OHV-FR	FR	Unit mounted fan relay for remote fan control of heaters with 24V control circuit (remote fan switch not included)
-	HL	Hi/Lo switch (15 to 20kW)
KIT-OHV-RT	RT	24V relay, with transformer
KIT-OHV-T2S	T2S	2-stage thermostat (15 to 20kW)
KIT-OHV-T5	T5	Single-stage thermostat, for 10kW units and less
KIT-OHV-T6	T6	Single-stage thermostat, for units over 10kW

* For factory installed options, add the option number to the product number. See the **Product Code** section inside the front cover.

¹ For the U.S. only: The nominal current of the unit must not exceed 80% of the capacity of the disconnect.