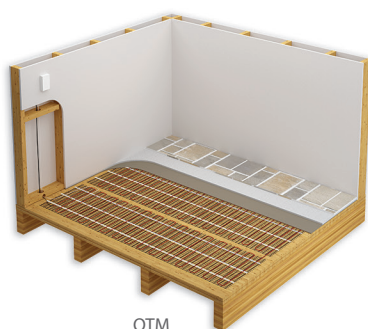


OTM Floor Heating Cable on Mat


OTR Floor Heating Cable for Membrane




OTM



OTR :
Uncoupling
membrane
sold in option



In sheet



In Roll

Training available online www.ouellet.com (OTM)

Features

Voltage

- 120V, 240/208V, 1-phase.

Cold lead length

- 10' (3 m).

Control

- Two types of control method possible (see instruction manual for details):
 - Surface heating control with electronic thermostat in floor mode (F) and temperature sensor.
 - Ambient heating control with electronic thermostat in ambient mode with floor limit (A or AF) and temperature sensor.

Note: A ground fault circuit interrupter (GFCI) must be used with this heating device unless exempted by the applicable national and/or local electrical code for the area of installation.

Included materials

- 15' (4.6 m) temperature sensor.
- Measurements table label (to be placed in electrical panel).

Installation

- Never cut or shorten the heating cable.
- For indoor applications only.
- On concrete slab or plywood subfloor.

Application

- Kitchen, bathroom, entrance way, family room, living room.

Warranty

- 25-year warranty on the heating cable.

OTM Features

Construction

- Heating cable made of a twin conductor fastened to an adhesive fiberglass mat for a simpler and faster installation with negligible magnetic field.

Watt density

- 12W/sq. ft. (130W/sq. m), 3" (76 mm) spacing.

Dimension

- Mats of 18 in. (0.46 m) in width offered in several lengths.

OTR Features

Construction

- Heating cable made of a twin conductor for a simpler and faster installation, compatible with uncoupling membrane systems.

Watt density

- 9.6W/sq. ft. (103W/sq. m), 3 3/4" (95 mm) spacing.
- 10W/sq. ft. (108W/sq. m), 3 5/8" (92 mm) spacing.

Installation

- On uncoupling membrane sold in option. **1, 2**
- For heating cable installation on uncoupling membrane systems, consult the membrane manufacturer's instructions to ensure that it is compatible with the use of heating cables.

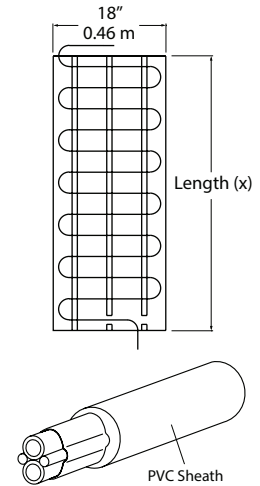
OTM and OTR Options

Product # Kit	Description
NADCM-M-80	Fleeceback uncoupling membrane in sheet, 2' 6-5/16" X 3' 3", 8.16 sq. ft., sold in box of 10 sheets
NADCM-M-150	Fleeceback uncoupling membrane in roll, 46' 9" x 3' 3", 150 sq. ft.
NADCM-S-80	Self-adhesive uncoupling membrane in sheet, 2' 6-5/16" X 3' 3", 8.16 sq. ft., sold in box of 10 sheets
NADCM-S-150	Self-adhesive uncoupling membrane in roll, 46' 9" x 3' 3", 150 sq. ft.
OTM-CC	CableCheck - Electrical fault indicator
OTM-SA	Adhesive spray to secure the mat on concrete slab, 16.75 oz (474 g)
KIT-SP1	Repair kit
KIT-CBL-SN	15 ft. (4.6 m) floor sensor

OTM

Models

Watts	Product # ² 240/208V	Product # ² 120V	Cable Diameter (mm)	Covered Surface ¹ Spacing 3" (76 mm)		Length (x)		Weight	
				sq. ft.	sq. m	ft. in.	m	lb	kg
60	-	FHM120-60	3.2	5	0.5	3'4"	0.9	2.0	0.9
120	FHM240-120	FHM120-120	3.2	10	0.9	6'8"	1.8	2.0	0.9
180	-	FHM120-180	3.2	15	1.4	10'	3.0	3.0	1.4
240	FHM240-240	FHM120-240	3.2	20	1.9	13'4"	4.0	3.0	1.4
300	-	FHM120-300	3.2	25	2.4	16'8"	4.9	4.0	1.8
360	FHM240-360	FHM120-360	3.2	30	2.8	20'	6.1	4.0	1.8
420	-	FHM120-420	3.2	35	3.3	23'4"	7.0	5.0	2.3
480	FHM240-480	FHM120-480	3.2	40	3.8	26'8"	7.9	5.0	2.3
540	-	FHM120-540	3.2	45	4.2	30'	9.2	6.0	2.7
600	FHM240-600	FHM120-600	3.2	50	4.7	33'4"	10.1	7.0	3.2
720	FHM240-720	FHM120-720	3.2	60	5.6	40'	12.2	8.0	3.6
840	FHM240-840	FHM120-840	3.2	70	6.5	46'8"	14.0	9.0	4.1
960	FHM240-960	FHM120-960	3.2	80	7.4	53'4"	16.2	10.0	4.5
1080	FHM240-1080	-	3.2	90	8.4	60	18.3	11.0	5.0
1200	FHM240-1200	-	3.2	100	9.3	66	20.1	12.8	5.8
1440	FHM240-1440	-	3.2	120	11.2	80	24.4	13.0	5.9



OTR

Models

Watts	Product # 240/208V	Amp. 240V	Product # 120V	Amp. 120V	Cable Diameter (mm)	Covered Surface Depending on Spacing ¹				Cable Length		Weight	
						3 5/8" (92 mm) ³ 10W/ sq. ft.	108W/ sq. m	3 3/4" (95 mm) 9.6W/sq. ft.	103W/ sq. m	ft.	m	lb	kg
85	-	-	OTR0082	0.71	4.3	9.5	0.9	10.0	0.9	32	9.75	2.6	0.9
120	-	-	OTR0122	1.00	4.3	12.0	1.1	12.5	1.2	40	12.19	2.6	0.9
150	-	-	OTR0152	1.25	4.3	16.0	1.5	16.5	1.5	53	16.15	3.1	1.4
170	OTR0170	0.71	OTR0172	1.42	4.3	18.5	1.7	19.0	1.8	61	18.59	3.1	1.4
240	OTR0240	1.00	OTR0242	2.00	4.3	24.0	2.2	25.0	2.3	80	24.38	3.8	1.6
300	OTR0300	1.25	OTR0302	2.50	4.3	30.5	2.8	31.5	2.9	101	30.78	4	1.8
360	OTR0360	1.50	OTR0362	3.00	4.3	36.5	3.4	37.5	3.5	120	36.58	4.2	1.9
420	OTR0420	1.75	OTR0422	3.50	4.3	42.5	4.0	44.0	4.1	141	42.98	4.9	2.2
475	OTR0475	1.98	OTR0472	3.96	4.3	48.5	4.5	50.0	4.6	160	48.77	6	2.7
600	OTR0600	2.50	OTR0602	5.00	4.3	60.5	5.6	62.5	5.8	200	60.96	6.9	3.1
720	OTR0720	3.00	OTR0722	6.00	4.3	72.5	6.7	75.0	7.0	240	73.15	7.9	3.6
840	OTR0840	3.50	OTR0842	7.00	4.3	84.5	7.9	87.5	8.1	280	85.34	8.7	4
960	OTR0960	4.00	OTR0962	8.00	4.3	96.5	9.0	100.0	9.3	320	97.54	9.3	4.2
1080	OTR1080	4.50	-	-	4.3	109.0	10.1	112.5	10.5	360	109.73	10	4.6
1140	-	-	OTR1142	9.5	4.3	115	10.66	119	11.03	380	115.82	11.6	5.2
1200	OTR1200	5.00	-	-	4.3	121.0	11.2	125.0	11.6	400	121.92	11	5
1320	-	-	OTR1322	11.00	4.3	133	12.35	137.5	12.77	440	134.11	13.7	6.2
1440	OTR1440	6.00	-	-	4.3	145.0	13.5	150.0	13.9	480	146.30	13	5.9
1450	-	-	OTR1452	12.00	4.3	145	13.5	150	13.9	480	146.30	16	7.2
1500	-	-	OTR1502	12.50	4.3	151	14	156.5	14.5	500	152.40	17.4	7.9
1600	OTR1600	6.67	-	-	4.3	169.0	15.7	175.0	16.3	560	170.69	15	6.8
1680	-	-	OTR1682	14.00	4.3	169.5	15.7	175	16.3	560	170.69	20.3	9.1
1920	OTR1920	8.00	-	-	4.3	193.5	18.0	200.0	18.6	640	195.07	18	8.2
2280	OTR2280	9.50	-	-	4.3	229.5	21.3	237.5	22.1	760	231.65	22	10
2640	OTR2640	11.00	-	11.00	4.3	266.0	24.7	275.0	25.5	880	268.22	26	11.8
2900	OTR2900	12.08	-	12.00	4.3	292.5	27.2	302.5	28.1	968	295.04	30	13.6
3000	OTR3000	12.50	-	12.50	4.3	302.0	28.1	312.5	29.0	1000	304.80	31	14
3360	OTR3360	14.00	-	-	4.3	338.5	31.4	350	32.5	1120	341.38	36.9	16.8

¹ Does not represent the surface of the room but rather the surface covered by the floor heating system, excluding fixtures and other spaces to consider.

² The color of the mesh may be different.

³ Spacing with the NADCM membrane when the cable is installed with 3 spacing castellations.

208V = 75% of wattage at 240V.

15' (4.6 m) floor sensor and 10' (3 m) cold lead included.